




# Data Sheet

## 684208 NIGEL® 11/16" diameter LED Showcase Reflector



**General Description:** The Stylmark NIGEL® 11/16" diameter Showcase Reflector with Modular Light Engine is designed for commercial showcase displays that require a slim profile. Available in a variety of colors and finishes, the reflector can be mounted in wood end showcases using mounting hardware or in glass end showcases using down tube assemblies. Stylmark provides all hardware and electrical components for a finished assembly.

### Performance Specifications:

**Chromaticity<sup>1</sup>:**  
Warm white: 3500K  
White: 4000K  
Cool white: 5000K

**Illuminance<sup>2</sup>/Luminance:**  
Deluxe Light Engine: 270 f.c. / 500 lm/ft.  
Premium Light Engine: 350 f.c. / 700 lm/ft.

**Source:**  
Deluxe Light Engine: 21 LED/ft.  
Premium Light Engine: 36 LED/ft.

**Fixture Light Angle:** 90°  
**Lamp Life:** 70% lumen maintenance after 50,000 hours of continuous power on.  
**Dimmable:** Compatible with 24Vdc, 2-wire PWM dimmers

**Construction Specifications:**  
**Materials:** 11/16" dia. anodized aluminum extrusions  
**Sizes:** Configurable (9" to 100" lengths)  
**Styles:** Straight, Single Clipped, Double Clipped  
**Finishes:** see Stylmark Color Library  
**Surface Temperature<sup>3</sup>:** 110°F (43°C) max.  
**Mounting Options:**  
 Wood End Showcase Mounting, adjustable angle  
 Down Tube Mounting, adjustable angle<sup>4</sup>  
 with 1" O.D. washer  
 with 3/4" O.D. washer  
 Optional center downtube available for reflectors longer than 72"  
 None

**Environmental Specifications:**  
**Protection Rating:** For indoor use only – approved for damp or dry locations  
**Temperature Range:** 40 to 104°F (4 to 40°C)

**Power Specifications<sup>5</sup>:**  
**Input Voltage Requirement:** 90~264Vac, 47~63 Hz  
**Power Consumption @24vdc (typical):**  
Deluxe Light Engine: 3.8 W per foot  
Premium Light Engine: 6.7 W per foot



E257056

Low Voltage Lighting System,  
UL 2108

Canadian Standard for General Requirements for  
Luminaires,  
CSA C22.2 No. 9.0

Standard for LED Equipment for Use in Lighting Products,  
UL 8750

The aluminum reflector of the LED light fixture is fabricated to match custom dimensions. As the aluminum reflector also includes mounting hardware, the LED light assembly length will be less than the length of the aluminum reflector. Stylmark will configure the LED light assembly length to optimize the available space using Stylmark's LED light engine modules. Please consult Stylmark for information specific to your order.

In order to continually improve our products, Stylmark reserves the right to make changes to specifications or materials without prior notice.

<sup>1</sup>Nominal CCT Categories per ANSI\_NEMA\_ANSI C78.377-2008 Specifications for the Chromaticity of Solid-State Lighting Products

<sup>2</sup>Measurements taken at midpoint of a 3' 4000K fixture, 12" above showcase deck, with Konica Minolta Chroma Meter CL-200.

<sup>3</sup>Measured at ambient temperature of 72°F (22°C)

<sup>4</sup>End Caps and down tube assembly will be finished to match reflector

<sup>5</sup>LED reflector and power supply system, provided by Stylmark.

# Stylmark Data Sheet: 684208 LED Showcase Reflector

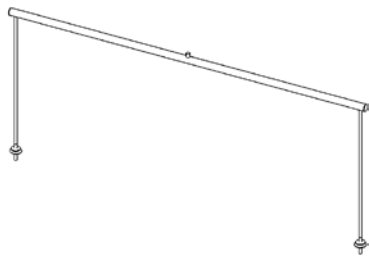
## Identification:

- 684208** – Straight Reflector
- 684228** – Single Clipped Reflector
- 684238** – Double Clipped Reflector

## Typical Specification:

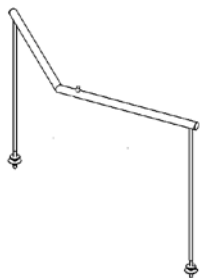
Showcase Reflector housing shall be constructed of anodized aluminum and shall be capable of being mounted either in wood end showcases using mounting hardware or in glass end showcases using rigid down tubes. Showcase Reflector LED shall provide a light cone angle of 90°. Showcase Reflector shall be available in Coordinated Color Temperature options of 5000K, 4000K or 3500K with chromaticity tolerances of less than 3 MacAdam steps. Showcase Reflector housing surface temperature shall not exceed 110°F (43°C). Showcase Reflector manufacturer shall provide all hardware and electrical components, including LED power supply kit, for finished assembly. Showcase Reflector shall be by Stylmark, Inc.

## Product Illustrations and Dimensions



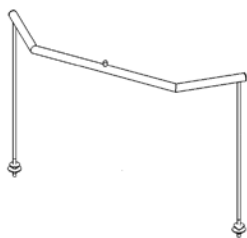
### Straight Construction

- 684208 with down tubes shown



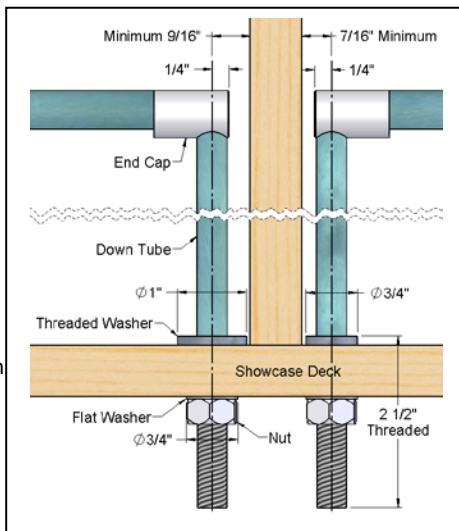
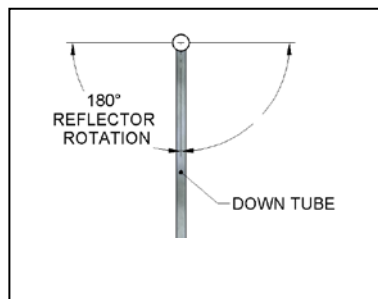
### Single Clipped Construction

- 684228 with down tubes shown



### Double Clipped Construction

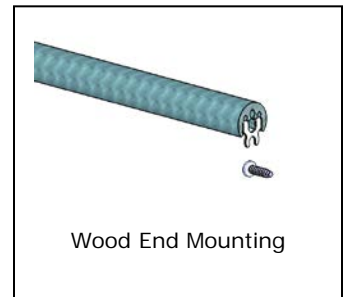
- 684238 with down tubes shown




## Mounting Options



Adjustable Angle Glass End Down Tube



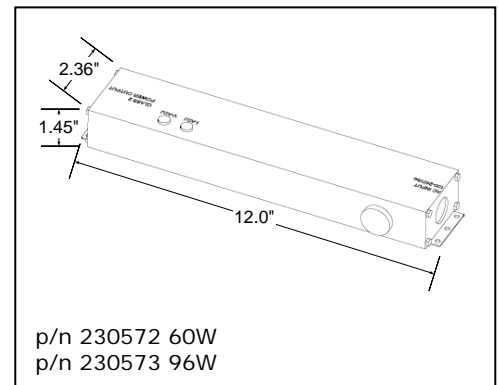
Wood End Mounting



Optional Center Downtube (Available for longer lengths)

## Power Supply Options

Part number of power supply supplied depends upon the number of LEDs in circuit. Verify power supply configuration with Stylmark.



Standard clipped corner angles: 90°, 135°

Standard fixture heights (with down tubes): 6" to 24"

Standard clipped wing lengths: 4" to 18"

Sheet# 971853  
Revision D (9/18)