




# Data Sheet

# 683908 LED Showcase Reflector 1.5" Diameter Teardrop



**General Description:** The Stylmark 683908 LED Showcase Reflector is designed for commercial showcase displays. The 683908 provides a unique teardrop shape that allows for installation into right-angle corners. Available in a variety of colors and finishes, the 683908 can be also mounted in wood end showcases using mounting brackets or in glass end showcases using down tube assemblies. Stylmark provides all hardware and electrical components for a finished assembly.

**Performance Specifications:**

**Chromaticity<sup>1</sup>:**  
**Nominal CCT Categories**

Cool	White	Warm
5000K	4000K	3500K

**Illuminance (fc @ 12")<sup>2</sup>:**  
**Deluxe Light Engine:**  
**Premium Light Engine:**

300	260	240
450	370	370

**Source<sup>3</sup>:**  
**Light Angle:**  
**Lamp Life:**

1W, Nichia LED  
90°  
70% lumen maintenance after 50,000 hours of continuous power on.  
Compatible with continuously variable PWM dimmers, 24Vdc, 4A min., 4-wire connection.<sup>4</sup>

**Dimmable:**

**Construction Specifications:**

**Materials:**  
**Sizes:**  
**Styles:**  
**Finishes:**  
**Surface Temperature<sup>5</sup>:**  
**Mounting Options:**

Anodized Aluminum  
Configurable (9" to 100" lengths)  
Straight, Single Clipped, Double Clipped  
see Stylmark Color Library  
125°F (52°C) max.

- Fixed Angle Mount Bracket
- Adjustable Angle Mount Bracket
- Fixed Angle Down Tube<sup>6</sup>
- Internal Adj. Angle Down Tube<sup>6</sup>
- None

**Environmental Specifications:**

**Protection Rating:**  
**Temperature Range:**

For indoor use only – approved for damp or dry locations  
40 to 104°F (4 to 40°C)

**Power Specifications<sup>7</sup>:**  
**Input Voltage Requirement:**  
**Power Consumption (typical):**  
**Deluxe Light Engine:**  
**Premium Light Engine:**

90~264Vac, 47~63 Hz  
4.8 W per foot  
9.2 W per foot



E257056

Low Voltage Lighting System,  
UL 2108

General Requirements for Luminaires,  
CSA C22.2 No. 9.0

Standard for Light Emitting Diode (LED) Equipment for  
Use in Lighting Products,  
UL 8750

LVRF39

The aluminum reflector of the LED light fixture is fabricated to match custom dimensions. As the aluminum reflector also includes mounting hardware, the LED light assembly length will be less than the length of the aluminum reflector. Stylmark will configure the LED light assembly length to optimize the available space using Stylmark's LED light engine modules. Please consult Stylmark for information specific to your order.

In order to continually improve our products, Stylmark reserves the right to make changes to specifications or materials without prior notice.

<sup>1</sup>Nominal CCT Categories per ANSI\_NEMA\_ANSLG C78.377-2008 Specifications for the Chromaticity of Solid-State Lighting Products

<sup>2</sup>Measurements taken at midpoint of a 3' fixture, 12" above showcase deck, with Konica Minolta Chroma Meter CL-200.

<sup>3</sup>Premium Light Engine: 12 LED/ft, Deluxe Light Engine: 6 LED/ft

<sup>4</sup>Contact Stylmark for recommended dimming controls

<sup>5</sup>Measured at ambient temperature of 72°F (22°C)

<sup>6</sup>End Caps and down tube assembly will be finished to match reflector

<sup>7</sup>LED UL Listed class 2-power supply/driver required, provided by Stylmark

# Stylmark Data Sheet: 683908 LED Showcase Reflector

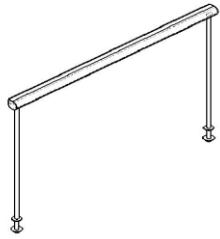
## Identification:

- 683908** Straight Reflector
- 683908** Single Clipped Reflector
- 683908** Double Clipped Reflector

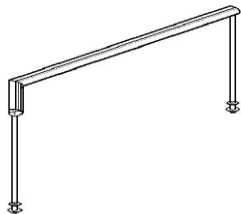
## Typical Specification:

Showcase Reflector housing shall be constructed of anodized aluminum and shall be capable of being mounted either in wood end showcases using mounting brackets or in glass end showcases using rigid down tubes. Showcase Reflector light source shall be an array of 1 W Nichia LEDs. Showcase Reflector LED shall provide a light cone angle of 90°. Showcase Reflector shall be available in Coordinated Color Temperature options of 5000K, 4000K or 3500K (per ANSI\_NEMA\_ANSLG C78.377-2008). Showcase Reflector housing surface temperature shall not exceed 105°F (40°C). Showcase Reflector manufacturer shall provide all hardware and electrical components, including LED power supply kit, for finished assembly. Showcase Reflector shall be by Stylmark, Inc.

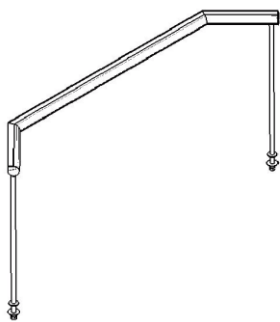
## Product Illustrations and Dimensions



**Straight Construction**  
- 683908 with down tubes shown

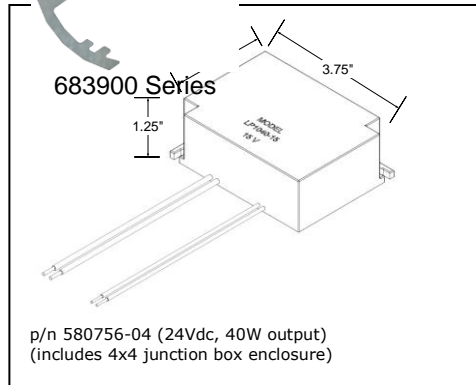
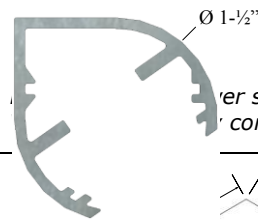
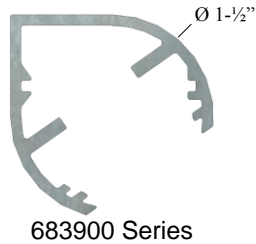


**Single Clipped Construction**  
- 683928 with down tubes shown

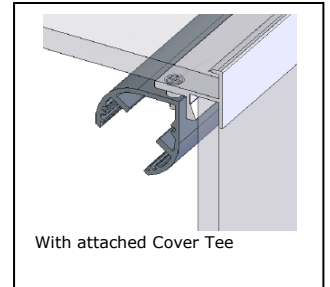
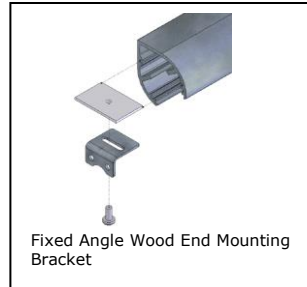


**Double Clipped Construction**  
- 683938 with down tube shown

- Standard clipped corner angles: 90°, 135°
- Standard fixture heights (with down tubes): 6" to 24"
- Standard clipped wing lengths: 4" to 18"



## Mounting Options



## Power Supply Options

Power supply supplied depends upon the number of LEDs in circuit. Configuration with Stylmark.

