



Architectural Trim & Moldings

Often, it's the subtle touches that make the biggest impact. With Stylmark's TrimMaker®, you can easily add accent to walls, ceilings, soffits and columns, or provide a smooth transition between planes. Installation is simple. Just secure the base and snap the trim into place.

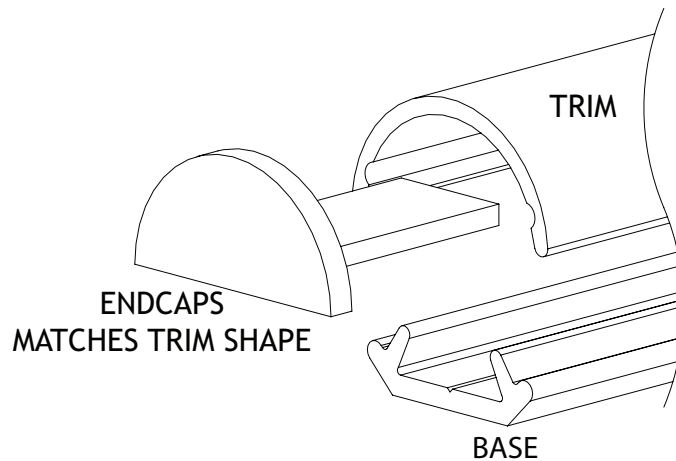
TrimMaker is available in hundreds of shapes, colors and finish combinations. You can also group shapes to create your own look or work with our engineers to design a shape that's perfect for your unique application.

Endcaps	2
Base Installation Options	3
Quarter Rounds	5
Half Rounds	7
Rectangulars	10
Special Shapes	13
Bases	15
Plastic Base Clips & Adapters	17
AXIA Flexible Surface System	18

Endcaps

TrimMaker is easy to order. Simply select the trim shape and accompanying base that best fits your requirements. Next calculate the amount of material you need (overall length) and determine the number of 12' stock lengths required.

When your application of TrimMaker leaves an outside edge exposed, endcaps may be inserted to give the trim a more finished appearance. Most shapes have a matching left hand and right hand endcap available. Endcaps are designed to install by sliding their tabs into the base or by siliconing the endcap to the end of the trim.



Base Options

Stylmark offers three base options for securing aluminum extrusions to their surfaces. Each options is designed to accommodate different tolerances of aluminum & wall conditions.

Option One: Stylmark's standard aluminum base that secures to the wall and the aluminum extrusion is pressed onto the base.

Option Two: Plastic base clips that are secured to the wall and the aluminum extrusion is pressed onto the clips. This option is ideal for extrusions that have an inch or less opening. Stylmark recommends a minimum of five base clips per 12ft extrusion.


Option Three: This option utilizes a smaller base profile than extrusion opening with a plastic adaptor that allows for easy alignment with the benefit of a plastic adaptor.

OPTION ONE: STANDARD ALUMINUM BASE



STEP 1:

Ensure the mounting surface is flat and level. Mount the necessary length of the base in the desired location by driving fasteners through pre-punched mounting holes.




STEP 2:


Align the TrimMaker extrusion to the catch rails of the base and press it into the base.

Base Options

OPTION TWO: PLASTIC BASE CLIPS



STEP 1:
Ensure the mounting surface is flat and level. Mark reference line for plastic base clips. Place plastic base clip in correct location by driving fasteners through pre-punched mounting holes.




STEP 2:
Align the TrimMaker extrusion to the catch rails of the plastic base clip and press it into the base.


OPTION THREE: ALUMINUM BASE WITH PLASTIC CLIP ADAPTOR



STEP 1:
Ensure the mounting surface is flat and level. Mount the necessary length of the base in the desired location by driving fasteners through pre-punched mounting holes.

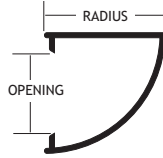


STEP 2:
Attach plastic clip adaptor to base. Stylmark recommends 5 plastic clip adaptors per 12ft extrusion - a minimum of one at each end and 2-3 in even increments.



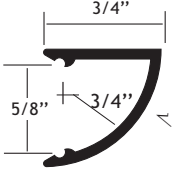
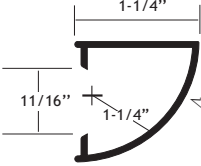
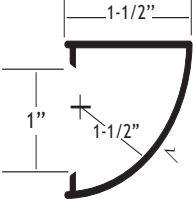
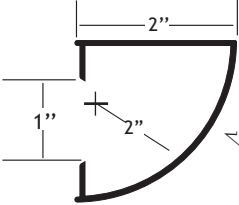
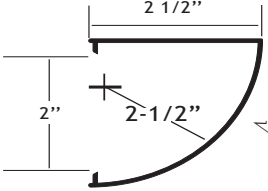
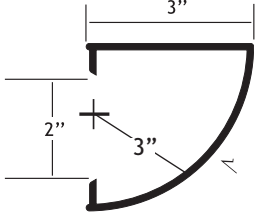
STEP 3:
Align the TrimMaker extrusion to the catch rails of the plastic adaptor and press it into the base.

Quarter Rounds



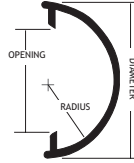
PART #	RADIUS	OPENING	ALUMINUM BASE NUMBER(S)	PLASTIC BASE CLIPS	BASE & ADAPTOR COMBO	ENDCAP RH	ENDCAP LH
110296	3/4"	5/8"	411331	419076	—	310375	310374
110299	1-1/4"	11/16"	410530	—	—	310244	310245
110290	1-1/2"	1"	410443	419073	410530 & 419077	310240	310243
110308	2"	1"	410443	419073	410530 & 419077	310252	310253
110309	2-1/2"	2"	410540	—	410443 & 419070	310254	310255
110286	3"	2"	410540	—	410443 & 419070	310239	310242

Quarter Rounds

Part # 110296	Part # 110299	Part # 110290
 <p>Aluminum Base: 411331 Plastic Base Clips: 419076 (red) Endcaps: RH 310375, LH 310374</p>	 <p>Aluminum Base: 410530 Endcaps: RH 310244, LH 310245</p>	 <p>Aluminum Base: 410443 Plastic Base Clips: 419073 (black) Base & Adaptor Combo: 410530 & 419077 (Blue) Endcaps: RH 310240, LH 310243</p>
Part # 110308	Part # 110309	Part # 110286
 <p>Aluminum Base: 410443 Plastic Base Clips: 419073 (black) Base & Adaptor Combo: 410530 & 419077 (Blue) Endcaps: RH 310252, LH 310253</p>	 <p>Aluminum Base: 410540 Plastic Base Clips: n/a Base & Adaptor Combo: 410443 & 419070 (Green) Endcaps: RH 310254, LH 310255</p>	 <p>Aluminum Base: 410540 Plastic Base Clips: n/a Base & Adaptor Combo: 410443 & 419070 (Green) Endcaps: RH 310239, LH 310242</p>

√ = finished surface
Drawings are not to scale

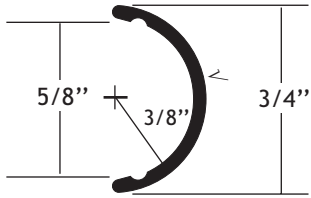
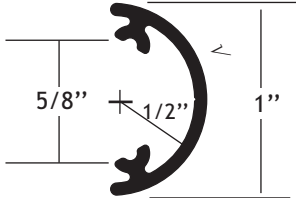
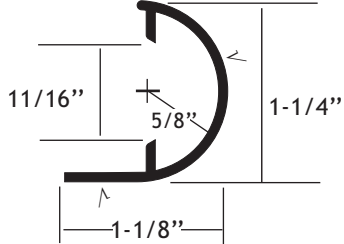
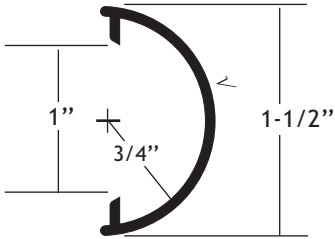
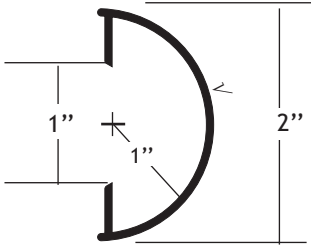
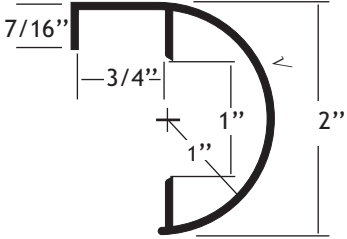
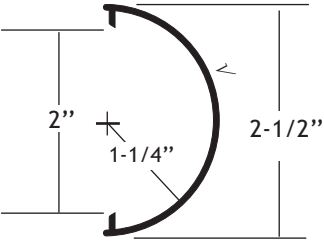
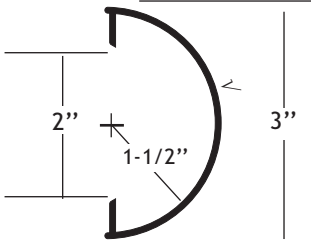
Half Rounds



PART #	RADIUS	DIAMETER	OPENING	ALUMINUM BASE NUMBER(S)	PLASTIC BASE CLIPS	BASE & ADAPTOR COMBO	ENDCAP #
110267	3/8"	3/4"	5/8"	411331	419076	—	310395
110328	1/2"	1"	5/8"	411331	419076	—	310323
110507	5/8"	1-1/4"	11/16"	410530 or 411185	—	—	—
110200	3/4"	1-1/2"	1"	410443 or 410466	419073	410530 & 419077	310204
110201	1"	2"	1"	410443 or 410466	419073	410530 & 419077	310205
110295*	1"	2"	1"	410443	419073	410530 & 419077	310205
110310	1-1/4"	2-1/2"	2"	410540	—	410443 & 419070	310249
110202	1-1/2"	3"	2"	410540	—	410443 & 419070	310206
110210	2"	4"	3"	410458	—	410540 & 419071	310207
110212	3"	6"	4-1/2"	412002	—	410458 & 419072	310209

Notes: • * Part # 100295 has a 3/4" return

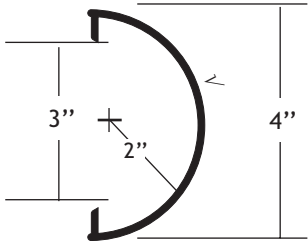
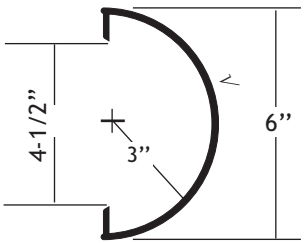
Half Round

Part # 110267	Part # 110328	Part # 110507
 <p>Aluminum Base: 411331 Plastic Base Clips: 419076 (Red) Base & Adaptor Combo: n/a Endcaps: 310395</p>	 <p>Aluminum Base: 411331 Plastic Base Clips: 419076 (Red) Base & Adaptor Combo: n/a Endcaps: 310323</p>	 <p>Aluminum Base: 410530 or 411185 Plastic Base Clips: n/a Base & Adaptor Combo: n/a Endcaps: n/a</p>
Part # 110200	Part # 110201	Part # 110295*
 <p>Aluminum Base: 410443 or 410466 (Recessed) Plastic Base Clips: 419073 (Black) Base & Adaptor Combo: 410530 & 419077 (Blue) Endcaps: 310204</p>	 <p>Aluminum Base: 410443 or 410466 (Recessed) Plastic Base Clips: 419073 (Black) Base & Adaptor Combo: 410530 & 419077 (Blue) Endcaps: 310205</p>	 <p>Aluminum Base: 410443 Plastic Base Clips: 419073 (Black) Base & Adaptor Combo: 410530 & 419077 (Blue) Endcaps: 310205</p>
Part # 110310	Part # 110202	
 <p>Aluminum Base: 410540 Plastic Base Clips: n/a Base & Adaptor Combo: 410443 & 419070 (Green) Endcaps: 310249</p>	 <p>Aluminum Base: 410540 Plastic Base Clips: n/a Base & Adaptor Combo: 410443 & 419070 (Green) Endcaps: 310206</p>	

Notes: • * Part # 110295 has a 3/4" return

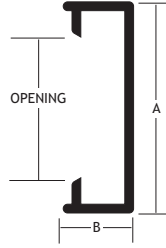
√ = finished surface
Drawings are not to scale

Half Rounds

Part # 110210	Part # 110212
 <p data-bbox="256 751 537 850"> Aluminum Base: 410458 Plastic Base Clips: n/a Base & Adaptor Combo: 410540 & 419071 (Yellow) Endcaps: 310207 </p>	 <p data-bbox="703 751 984 850"> Aluminum Base: 412002 Plastic Base Clips: n/a Base & Adaptor Combo: 410458 & 419072(Orange) Endcaps: 310209 </p>

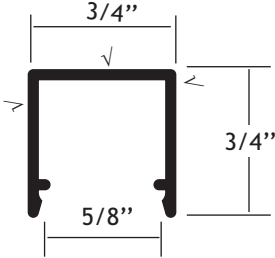
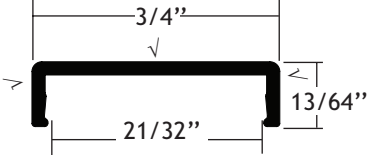
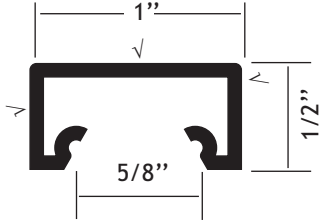
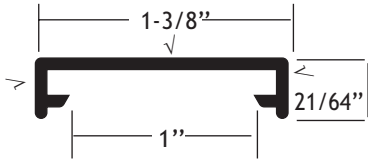
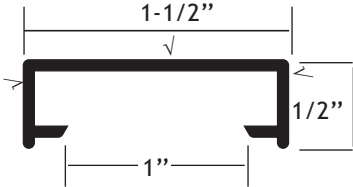
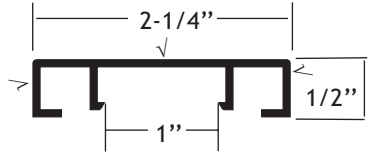
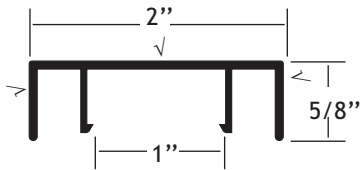
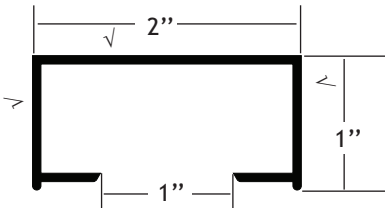
√ = finished surface
 Drawings are not to scale

Rectangulares



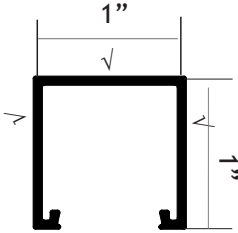
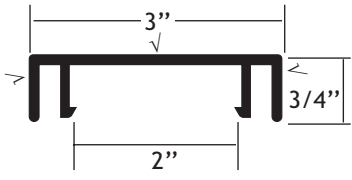
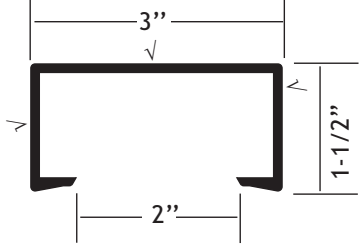
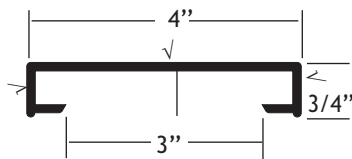
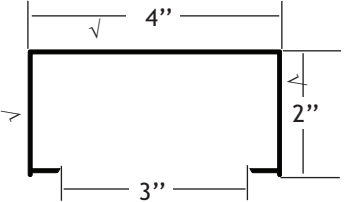
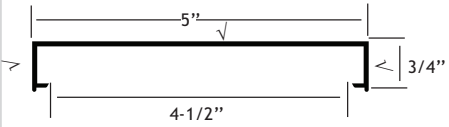
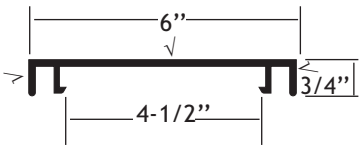
PART #	A	B	OPENING	ALUMINUM BASE NUMBER(S)	PLASTIC BASE CLIPS	BASE & ADAPTOR COMBO	ENDCAP #
110410	3/4"	3/4"	5/8"	411331	419076	—	310403
110672	3/4"	3/16"	21/32"	412007	419074	—	—
110248	1"	1/2"	5/8"	411331	419076	—	—
110739	1"	1"	41/64"	412007	419074	—	—
110223	1-3/8"	21/64"	1"	410443 or 410466	419073	410530 & 419077	310212
110225	1-1/2"	1/2"	1"	410443 or 410466	419073	410530 & 419077	310213
110307	2"	5/8"	1"	410443 or 410466	—	—	310250
110639	2"	1"	1"	410443 or 410466	—	410443 & 419070	310735
110304	2-1/4"	1/2"	1"	410443 or 410466	—	—	310251
110226	3"	3/4"	2"	410540	—	410443 & 419070	310214
110245	3"	1-1/2"	2"	410540	—	410443 & 419070	310229
110227	4"	3/4"	3"	412272	—	410540 & 419071	310215
110232	4"	2"	3"	410458	—	410540 & 419071	310218
110260	5"	3/4"	4-1/2"	412002	—	410458 & 419072	310233
110269	6"	3/4"	4-1/2"	412002	—	410458 & 419072	310235

Rectangulars

Part # 110410	Part # 110672	Part # 110248
 <p>Aluminum Base: 411331 Plastic Base Clips: 419076 (Red) Base & Adaptor Combo: n/a Endcaps: 310403</p>	 <p>Aluminum Base: 412007 Plastic Base Clips: 419074 (Grey) Base & Adaptor Combo: n/a Endcaps: n/a</p>	 <p>Aluminum Base: 411331 Plastic Base Clips: 419076 (Red) Base & Adaptor Combo: n/a Endcaps: n/a</p>
Part # 110223	Part # 110225	Part # 110304
 <p>Aluminum Base: 410443 or 410466 (recessed) Plastic Base Clips: 419073 (Black) Base & Adaptor Combo: 410530 & 419077 (Blue) Endcaps: 310212</p>	 <p>Aluminum Base: 410443 or 410466 (recessed) Plastic Base Clips: 419073 (Black) Base & Adaptor Combo: 410530 & 419077 (Blue) Endcaps: 310213</p>	 <p>Aluminum Base: 410443 or 410466 (recessed) Plastic Base Clips: n/a Base & Adaptor Combo: n/a Endcaps: 310251</p>
Part # 110307	Part # 110639	
 <p>Aluminum Base: 410443 or 410466 (recessed) Plastic Base Clips: n/a Base & Adaptor Combo: n/a Endcaps: 310250</p>	 <p>Aluminum Base: 410443 or 410466 (recessed) Plastic Base Clips: n/a Base & Adaptor Combo: 410443 & 419070 (green) Endcaps: 310735</p>	

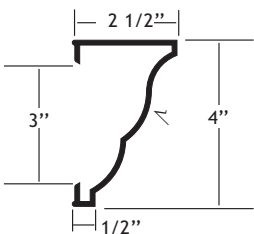
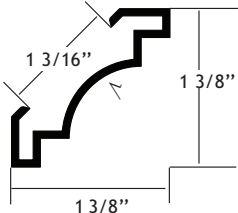
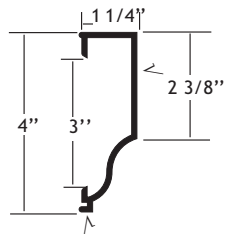
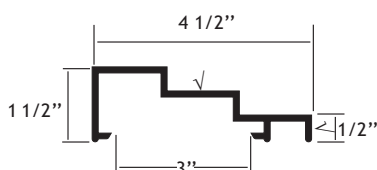
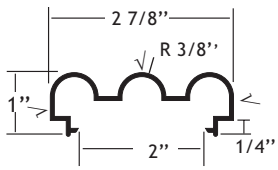
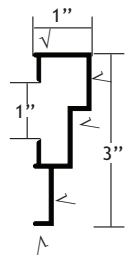
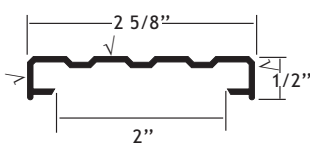
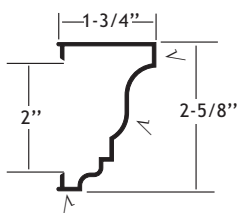
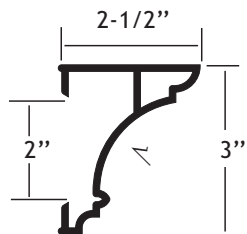
√ = finished surface
Drawings are not to scale

Rectangulars

Part # 110739	Part # 110226	Part # 110245
 <p>Aluminum Base: 412007 Plastic Base Clips: 419074 (Grey) Base & Adaptor Combo: n/a Endcaps: n/a</p>	 <p>Aluminum Base: 410540 Plastic Base Clips: n/a Base & Adaptor Combo: 410443 & 419070 (Green) Endcaps: 310214</p>	 <p>Aluminum Base: 410540 Plastic Base Clips: n/a Base & Adaptor Combo: 410443 & 419070 (Green) Endcaps: 310229</p>
Part # 110227	Part # 110232	Part # 110260
 <p>Aluminum Base: 412272 Plastic Base Clips: n/a Base & Adaptor Combo: 410540 & 419071 (Yellow) Endcaps: 310215</p>	 <p>Aluminum Base: 410458 Plastic Base Clips: n/a Base & Adaptor Combo: 410540 & 419071 (Yellow) Endcaps: 310218</p>	 <p>Aluminum Base: 412002 Plastic Base Clips: n/a Base & Adaptor Combo: 410458 & 419072 (Orange) Endcaps: 310233</p>
Part # 110269		
 <p>Aluminum Base: 412002 Plastic Base Clips: n/a Base & Adaptor Combo: 410458 & 419072 (Orange) Endcaps: 310235</p>		

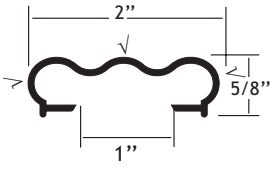
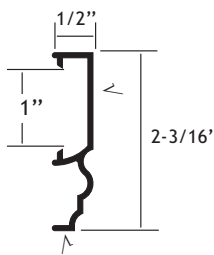
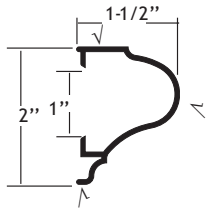
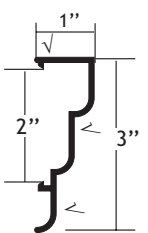
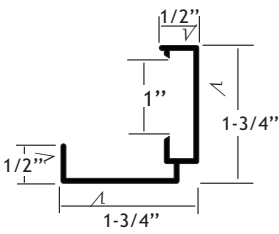
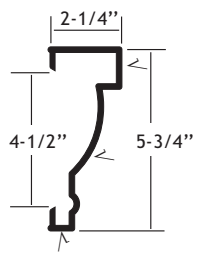
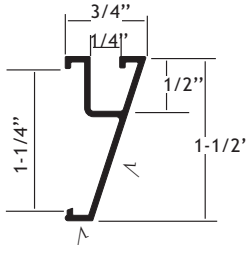
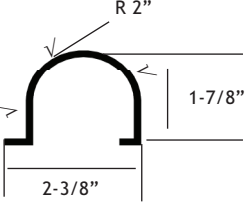
√ = finished surface
 Drawings are not to scale

Special Shapes

<p>Part # 110214</p>  <p>Aluminum Base: 410458 Plastic Base Clips: n/a Base & Adaptor Combo: 410540 & 419071 (Yellow) Endcaps: RH 310210, LH 310211</p>	<p>Part # 110233</p>  <p>Aluminum Base: 410443 Plastic Base Clips: 419073 (black) Base & Adaptor Combo: 410530 & 419077 (Blue) Endcaps: 310219</p>	<p>Part # 110234</p>  <p>Aluminum Base: 410458 Plastic Base Clips: n/a Base & Adaptor Combo: 410540 & 419071 (Yellow) Endcaps: RH 310221, LH 310220</p>
<p>Part # 110244</p>  <p>Aluminum Base: 410458 Plastic Base Clips: n/a Base & Adaptor Combo: 410540 & 419071 (Yellow) Endcaps: RH 310228, LH 310227</p>	<p>Part # 110301</p>  <p>Aluminum Base: 410540 Plastic Base Clips: n/a Base & Adaptor Combo: 410443 & 419070 (Green) Endcaps: 310246</p>	<p>Part # 110325</p>  <p>Aluminum Base: 410443 Plastic Base Clips: 419073 (Black) Base & Adaptor Combo: 410530 & 419077 (Blue) Endcaps: RH 310260, LH 310259</p>
<p>Part # 110381</p>  <p>Plastic Base Clips: n/a Base & Adaptor Combo: 410443 & 419070 (Green) Endcaps: 310286</p>	<p>Part # 110382</p>  <p>Aluminum Base: 410540 Plastic Base Clips: n/a Base & Adaptor Combo: 410443 & 419070 (Green) Endcaps: RH 310288, LH 310287</p>	<p>Part # 110383</p>  <p>Aluminum Base: 410540 Plastic Base Clips: n/a Base & Adaptor Combo: 410540 & 419070 (Green) Endcaps: RH 310293, LH 310292</p>

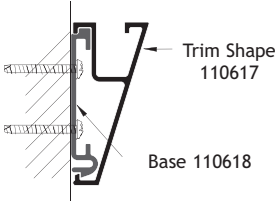

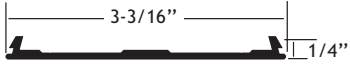
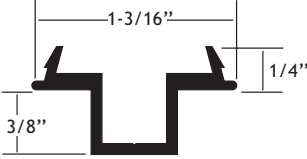
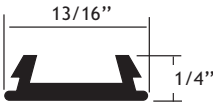

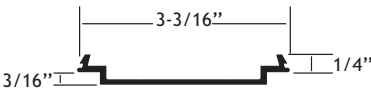
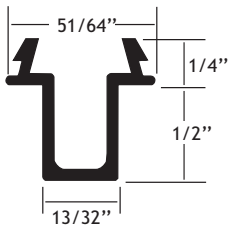
√ = finished surface
Drawings are not to scale

Special Shapes

Part # 110384	Part # 110385	Part # 110400
 <p>Aluminum Base: 410443 Plastic Base Clips: 419073 (Black) Base & Adaptor Combo: 410530 & 419077 (Blue) Endcaps: 310289</p>	 <p>Aluminum Base: 410443 Plastic Base Clips: 419073 (Black) Base & Adaptor Combo: 410530 & 419077 (Blue) Endcaps: RH 310291, LH 310290</p>	 <p>Aluminum Base: 410443 Plastic Base Clips: 419073 (Black) Base & Adaptor Combo: 410530 & 419077 (Blue) Endcaps: RH 310385, LH 310386</p>
Part # 110420	Part # 110424	Part # 110465
 <p>Aluminum Base: 410540 Plastic Base Clips: n/a Base & Adaptor Combo: 410443 & 419070 (Green) Endcaps: RH 310378, LH 310377</p>	 <p>Aluminum Base: 410443 Plastic Base Clips: 419073 (Black) Base & Adaptor Combo: 410530 & 419077 (Blue) Endcaps: n/a</p>	 <p>Aluminum Base: 412002 Plastic Base Clips: n/a Base & Adaptor Combo: 410458 & 419072 (Orange) Endcaps: RH 310400, LH 310399</p>
Part # 110617	Part # 110741	
 <p>Aluminum Base: 110618 Plastic Base Clips: n/a Base & Adaptor Combo: n/a Endcaps: n/a</p>		

√ = finished surface
 Drawings are not to scale

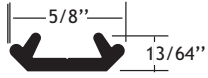
Bases

<p>Part # 110618</p> 	<p>Part # 410443</p> 	<p>Part # 410458</p> 
<p>Part # 410466</p> 	<p>Part # 410530</p> 	<p>Part # 410540</p> 
<p>Part # 410644</p> 	<p>Part # 411185</p> 	

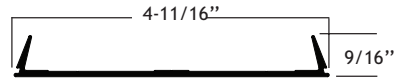
√ = finished surface
 Drawings are not to scale

Bases

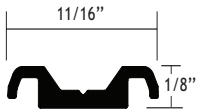
Part # 411331



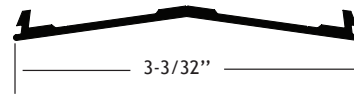
Part # 412002



Part # 412007



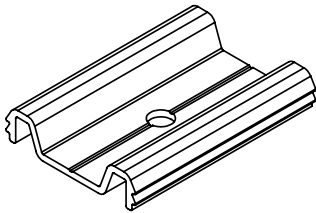
Part # 412272



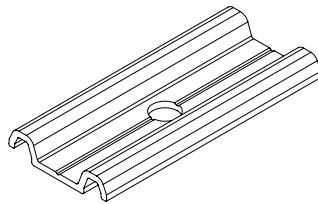
√ = finished surface
 Drawings are not to scale

Plastic Base Clips

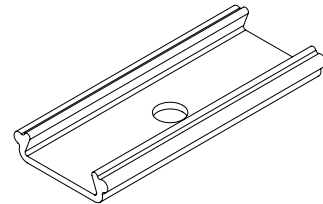
Part # 419073 (Black)
(For 1" openings)



Part # 419074 (Grey)
(For 5/8" openings)

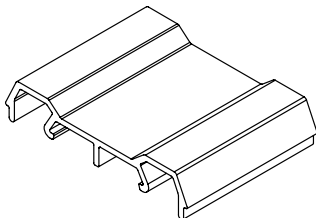


Part # 419076 (Red)
(For 5/8" base lobe openings)

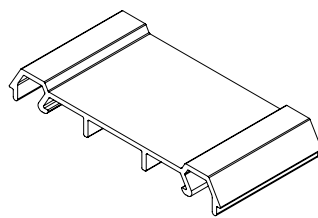


Plastic Base Adapters

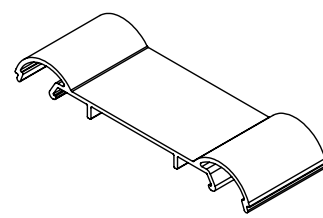
Part # 419070 (Green)
(For 2" openings)



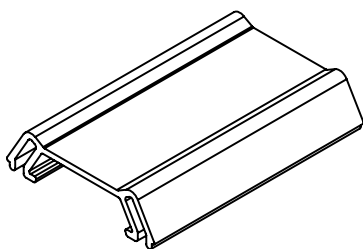
Part # 419071 (Yellow)
(For 3" openings)



Part # 419072 (Orange)
(For 4.5" openings)



Part # 419077 (Blue)
(For 1" openings)

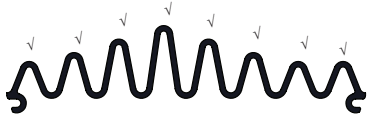
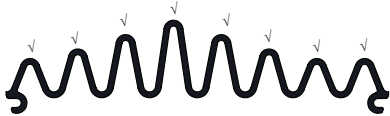




AXIA™ Flexible Surface System

AXIA Flexible Surface System is designed to transform walls, columns, ceilings, elevator cab interiors and any other surface you want to revitalize. AXIA can also be used under countertops to add a finishing design touch to “Buy Online Pick-up In-Store” areas, hotel registration counters or bars. AXIA can be mounted vertically, horizontally or diagonally to support any design vision.

AXIA Profiles

Five different AXIA panel styles are currently available that provide aesthetic alternatives for architects and designers to select. AXIA Flexible Surface System consists of a 4” panel that comes in 12’ stock lengths or Stylmark can custom fabricate to accommodate your project needs. AXIA is available in Stylmark’s wide variety of anodized aluminum finishes to support your brand requirements.

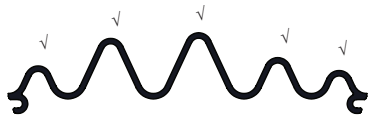
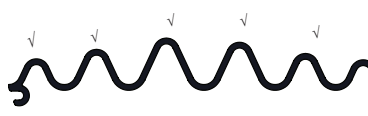
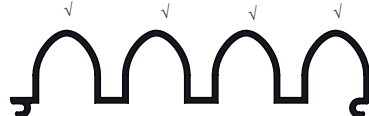
Part # 111100	Part # 111101	Part # 111103
 <p data-bbox="289 1192 441 1260">Sonance A 4” x 1.073”</p>	 <p data-bbox="737 1192 876 1260">Sonance B 4” x .973”</p>	 <p data-bbox="1159 1192 1341 1260">Samsara 3.99” x .722”</p>
Part # 111104		
 <p data-bbox="272 1642 454 1709">Equalizer 3.99” x .723”</p>		

√ = finished surface
Drawings are not to scale

AXIA™ Flexible Surface System

AXIA Profiles

Five different AXIA panel styles are currently available that provide aesthetic alternatives for architects and designers to select. AXIA Flexible Surface System consists of a 4" panel that comes in 12' stock lengths or Stylmark can custom fabricate to accommodate your project needs.




Part # 111105	Part # 111106	Part # 111107
 <p data-bbox="272 993 451 1056">Ebb A 3.99" x .900"</p>	 <p data-bbox="716 993 894 1056">Ebb B 3.99" x .709"</p>	 <p data-bbox="1159 993 1338 1056">Gamma 3.99" x .972"</p>

AXIA Connectors

Starter, Intermediate and End Connectors are available to support AXIA installations.

Kit # 511213 contains 50 pcs of Intermediate connectors.

Kit # 511215 contains 10 pcs of each the Starter and End connectors.

Starter Connector - 4"	Intermediate Connector - 4"	End Connector - 4"
		

√ = finished surface
Drawings are not to scale