



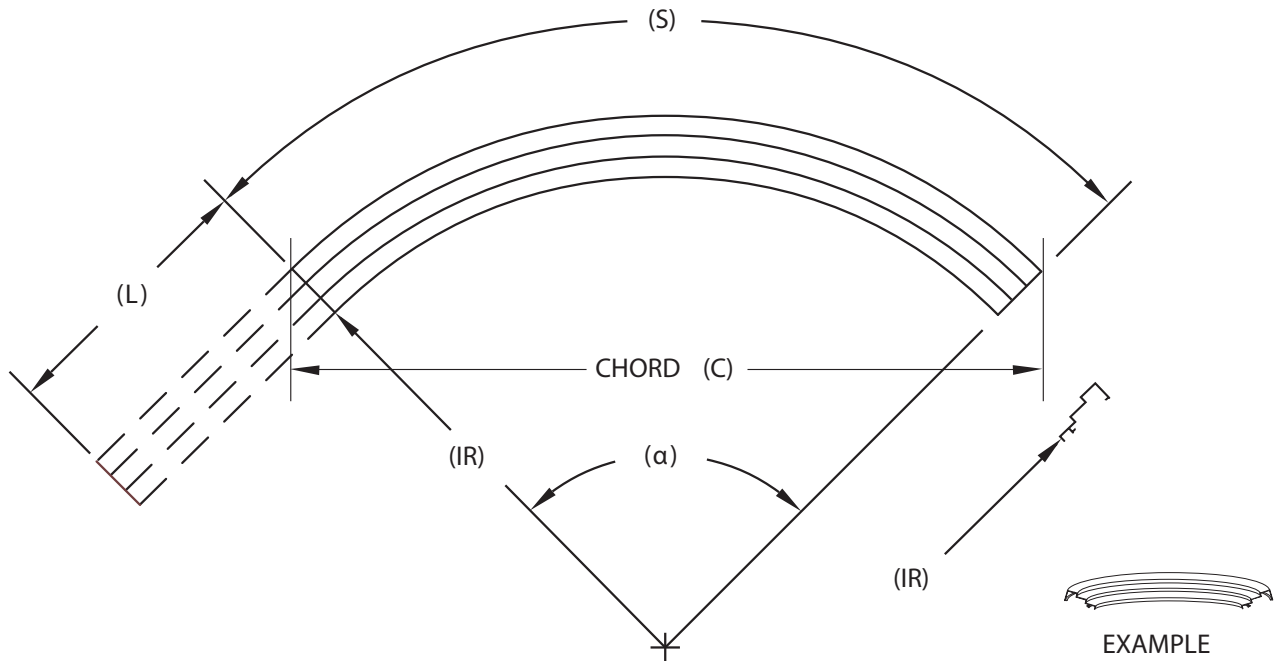
Hardware & Accessories

Assure that your installations and designs are completed in professional fashion by utilizing Stylmark's Hardware and Accessories. This catalog represents a collection of these items, which can also be found throughout the pages of our product catalogs in various applications. Don't accept anything less than Stylmark quality when choosing or replacing these items.

Curving	2
Angles	3
Channels	10
Flat Bars	16
Bracket Hardware	21
Locks & Latches	22
Pulls	23
Shelf Standards & Brackets	24
Tees & Tubes & Rods	27
Miscellaneous	32

Curving

Bring it all together with a few carefully placed curves. Stylmark is able to curve virtually all of our products to meet your radius requirements. Simply provide us with dimensions as indicated below and watch your design come to life!



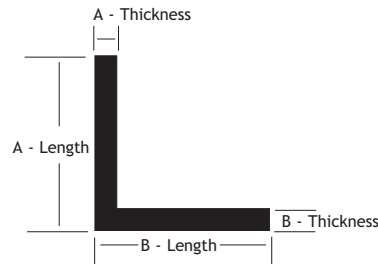
Required Information:

- Radius (IR)
- Arc Length (S)
- Chord (c) or Included Angle (α)
- Straight Length (L)

Notes:

- Provide AutoCAD® or SolidWorks drawing if available

Angles

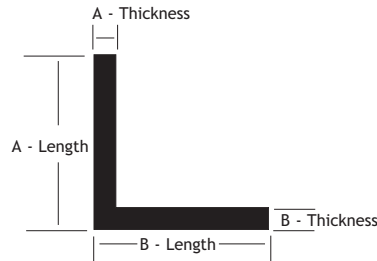


PART #	A - LENGTH	A - THICKNESS	B - LENGTH	B - THICKNESS
110737*	1/4"	1/16"	1"	1/16"
110090	3/8"	1/16"	7/8"	1/8"
110182	3/8"	1/16"	1-1/4"	1/16"
110180	7/16"	1/16"	5/8"	1/16"
110030	1/2"	1/16"	1/2"	1/16"
110159	1/2"	1/16"	1"	1/16"
110844	1/2"	1/16"	4"	1/16"
110966	33/64"	.059"	23/32"	.059"
110728	9/16"	.070"	1-17/32"	.070"
110034	3/4"	1/16"	3/4"	1/16"
110168	3/4"	1/8"	1-1/2"	1/8"
110451	7/8"	1/16"	7/8"	1/16"
120059	5/16"	3/64"	5/8"	3/64"
111062	1"	1/4"	1"	1/4"
110165	1"	1/16"	1"	1/16"
110293	1"	1/16"	2-1/2"	1/16"
190172	1"	1/8"	1"	1/8"
110996	1-1/8"	1/8"	1-1/8"	1/8"
111071	1-1/4"	1/8"	1-1/4"	1/8"
110150	1-1/2"	1/8"	1-1/2"	1/8"
110306**	1-1/2"	1/8"	1-1/2"	1/8"
110167	2"	1/8"	2"	1/8"

Notes: • See following pages for specific profile information

- * Part #110737 stock length is 120"
- ** Part #110306 is not a right angle
- *** Part #110622 stock length is 84"
- **** Part #111035 has a return

Angles

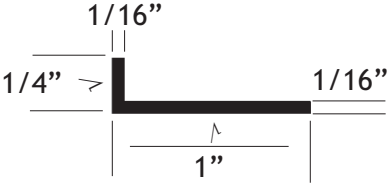
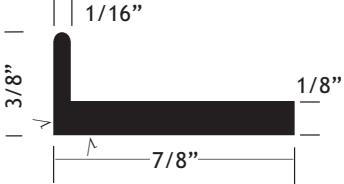
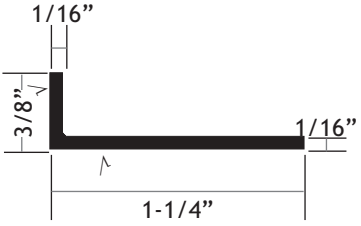
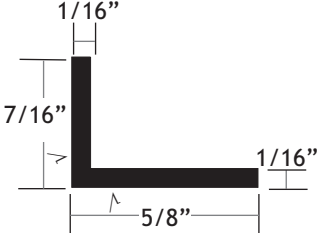
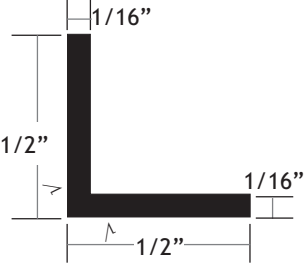
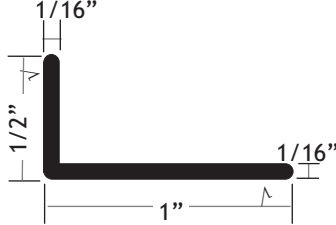
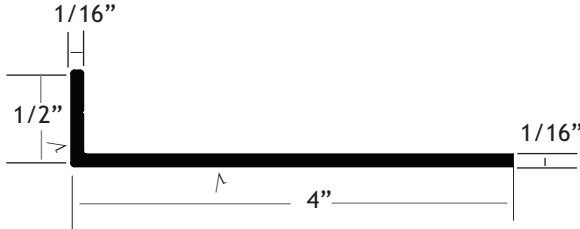
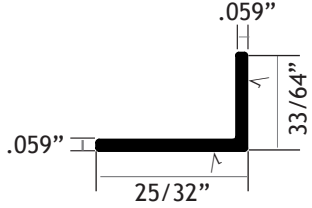


PART #	A - LENGTH	A - THICKNESS	B - LENGTH	B - THICKNESS
110622***	3/4"	1/8"	1-1/2"	1/8"
110764	3/8"	1/8"	7/8"	1/8"
110866	1-3/8"	.157"	1"	.157"
110963	2"	1/8"	4-1/2"	1/8"
110965	33/64"	.059"	1-17/64"	.059"
110986	2"	1/8"	2-3/4"	1/8"
110994	1/2"	1/8"	1"	1/8"
110997	7/8"	1/8"	7/8"	1/8"
111034	11/16"	3/32"	11/16"	3/32"
111039	5-1/4"	1/8"	2-1/4"	1/8"
111077	1/2"	1/8"	1-1/2"	1/8"
111085	2"	1/4"	1"	1/8"
111094	1"	1/8"	2"	1/8"
111097	4"	1/8"	2"	1/8"
111035****	1 3/16"	3/32"	1-15/16"	3/32"
120086	3"	1/8"	1/2"	.063"
111108	3/4"	1/8"	3/4"	1/8"

Notes: • See following pages for specific profile information

- * Part #110737 stock length is 120"
- ** Part #110306 is not a right angle
- *** Part #110622 stock length is 84"
- **** Part #111035 has a return

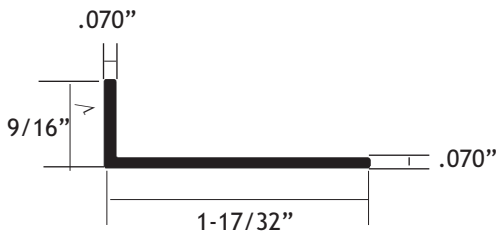
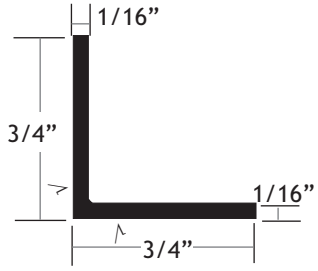
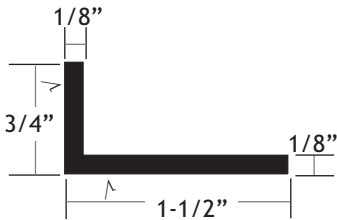
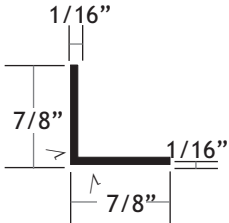
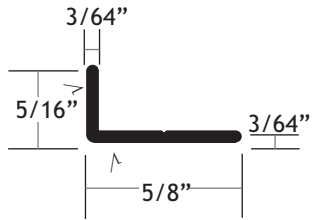
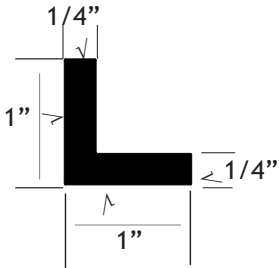
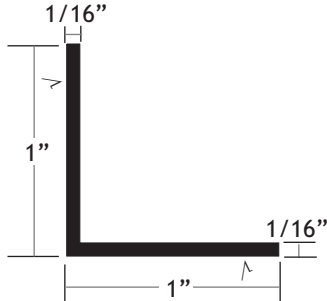
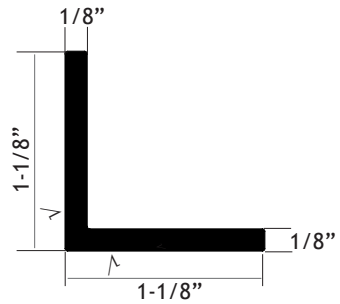
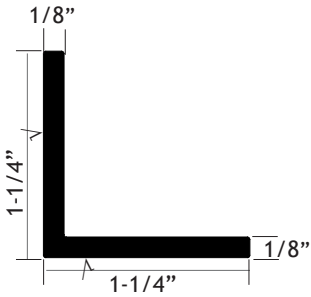
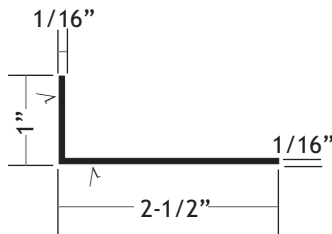
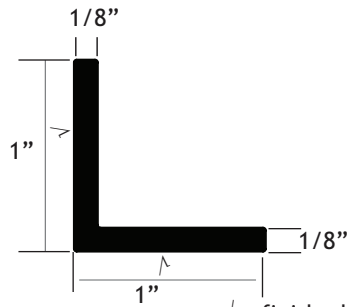
Angles

Part # 110737*	Part # 110090	Part # 110182
		
Part # 110180	Part # 110030	Part # 110159
		
Part # 110844		Part # 110966
		

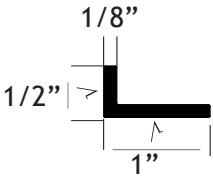
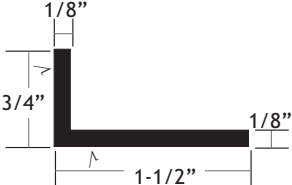
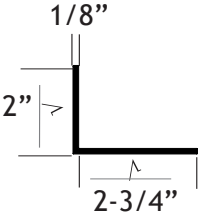
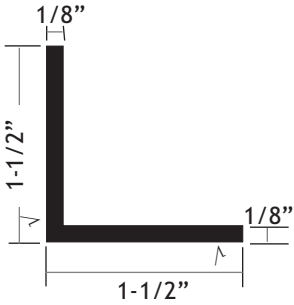
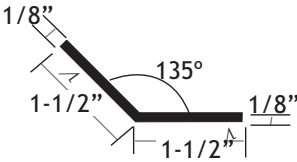
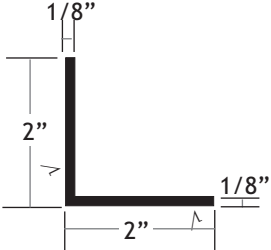
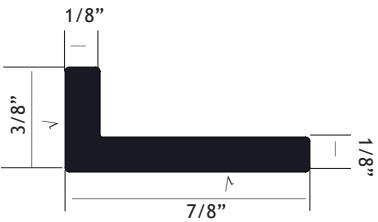
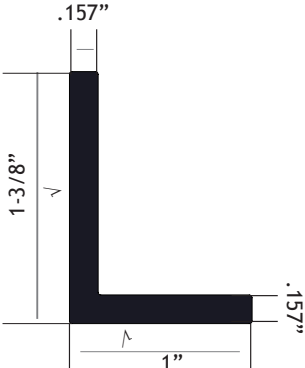
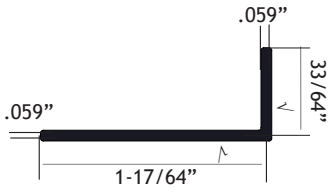
Notes: • * Part #110737 stock length is 120"

√ = finished surface
Drawings are not to scale

Angles

<p>Part # 110728</p> 	<p>Part # 110034</p> 	
<p>Part # 110168</p> 	<p>Part # 110451</p> 	<p>Part # 120059</p> 
<p>Part # 111062</p> 	<p>Part # 110165</p> 	<p>Part # 110996</p> 
<p>Part # 111071</p> 	<p>Part # 110293</p> 	<p>Part # 190172</p>  <p>√ = finished surface Drawings are not to scale</p>

Angles

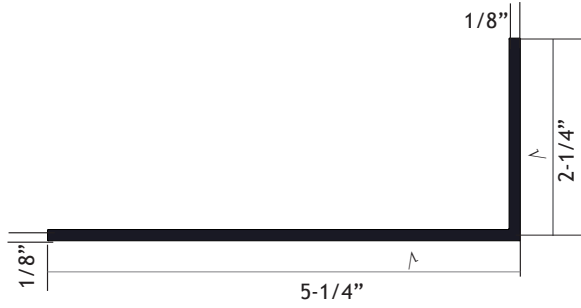
Part # 110994	Part # 110622***	Part # 110986
		
Part # 110150	Part # 110306**	Part # 110167
		
Part # 110764	Part # 110866	Part # 110965
		

Notes: • ** Part #110306 is not a right angle.
 • *** Part #110622 stock length is 84"

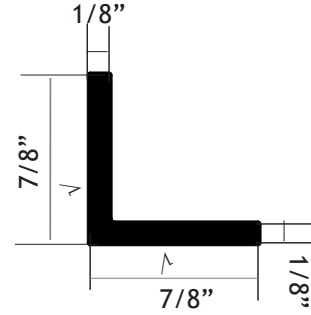
√ = finished surface
 Drawings are not to scale

Angles

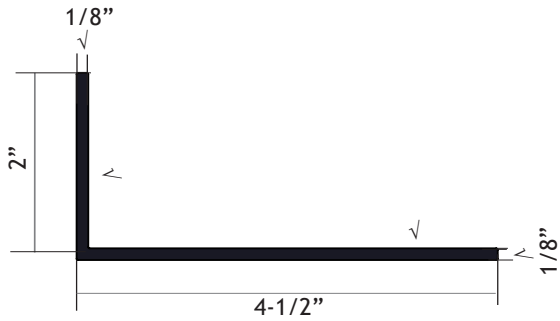
Part # 111039



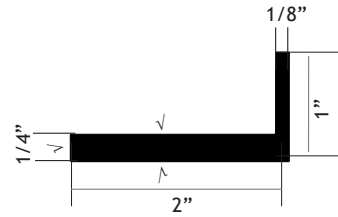
Part # 110997



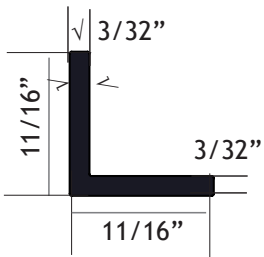
Part # 110963



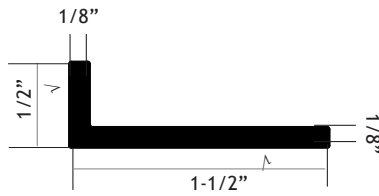
Part # 111085



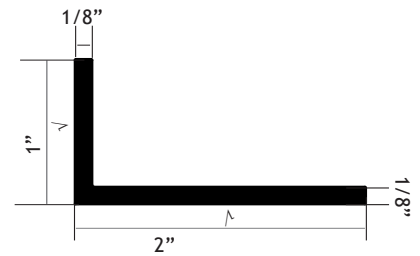
Part # 111034



Part# 111077



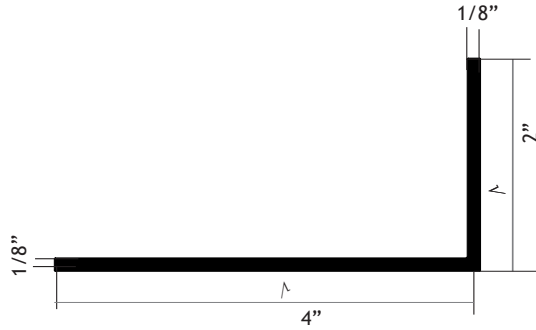
Part # 111094



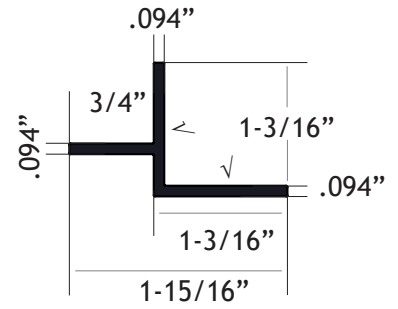
√ = finished surface
Drawings are not to scale

Angles

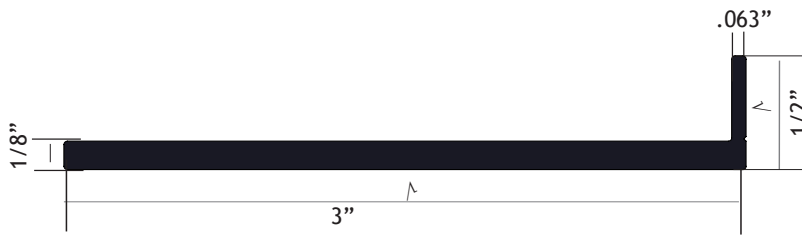
Part # 111097



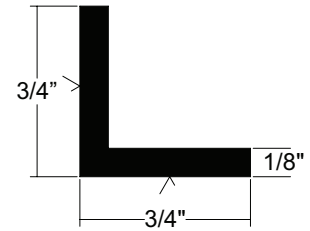
Part # 111035****



Part # 120086



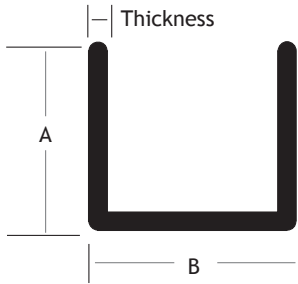
Part # 111108



Notes: • **** Part #111035 has a return

√ = finished surface
Drawings are not to scale

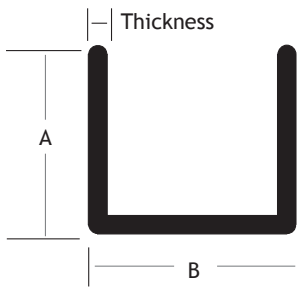
Channels



PART #	A - LENGTH	B - LENGTH	THICKNESS
110691*	1/4"	1-3/8"	1/16"
111033	1/4"	1"	1/16"
110251	5/16"	5/16"	1/16"
110024	3/8"	7/16"	1/16"
110577	1/2"	3/8"	1/16"
110650	1/2"	9/16"	1/16"
110022	9/16"	5/8"	1/16"
110026	9/16"	7/16"	1/16"
111053*	5/8"	1-1/2"	1/8"
110080	3/4"	1"	1/16"
110162	3/4"	1-3/16"	1/16"
110683**	3/4"	1-23/32"	1/16"
110757	3/4"	3/4"	1/8"
110023	13/16"	5/8"	1/16"
110361	1"	1"	1/8"
110461	1"	2"	1/8"
170008	1-1/4"	1"	1/16"
111091	1"	1-1/4"	1/8"
111089***	2"	1-1/4"	1/8"
111072***	1-1/2"	1"	1/8"
110359*	2"	2"	1/8"

- Notes:**
- See following pages for specific profile information
 - * Part #110691, #111053, #110359 & #111012 have returns.
 - ** Part #110683 & #110962 stock length is 120"
 - *** Part #111010, #111013, #111072 & #111089 are U Channels with grooves.

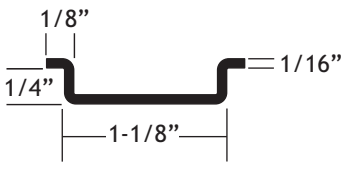
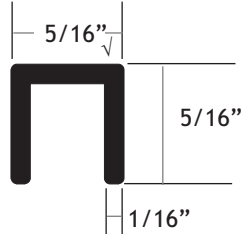
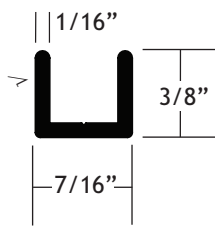
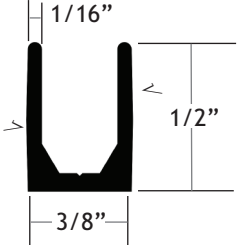
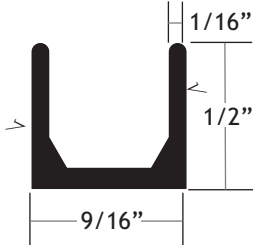
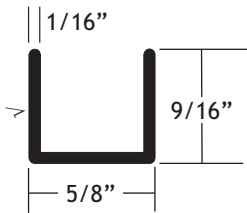
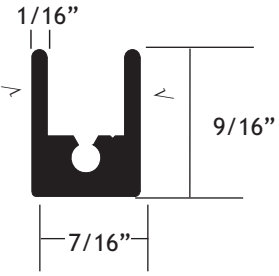
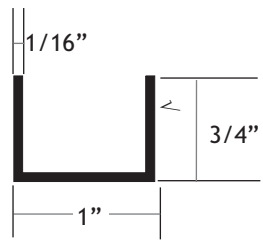
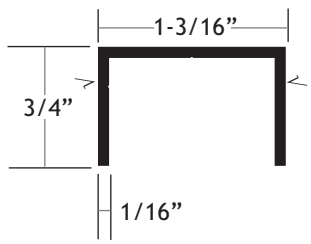
Channels



PART #	A - LENGTH	B - LENGTH	THICKNESS
111010***	1-3/4"	1"	1/8"
111013***	2"	1"	1/8"
110360	2"	1"	1/8"
110413	4"	3/4"	1/8"
110984	1-1/2"	1-1/2"	1/8"
110730	.594"	.539"	1/16"
110750	1-1/2"	7/8"	1/16"
110760	.313"	.938"	1/16"
110962**	1-7/8"	5/8"	1/8"
110981	1/2"	3/4"	1/8"
111012*	2"	2"	1/8"

- Notes:**
- See following pages for specific profile information
 - * Part #110691, #111053, #110359 & #111012 have returns.
 - ** Part #110683 & #110962 stock length is 120"
 - *** Part #111010, #111013, #111072 & #111089 are U Channels with grooves.

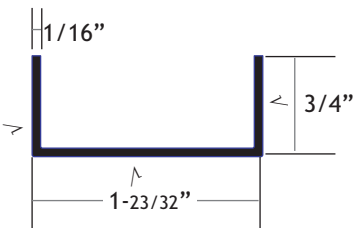
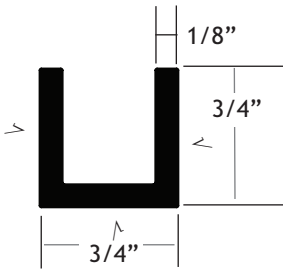
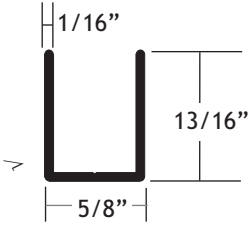
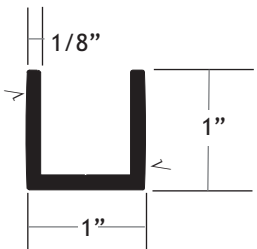
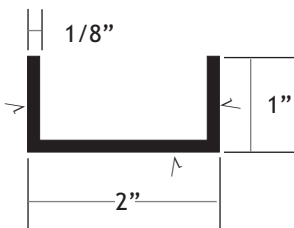
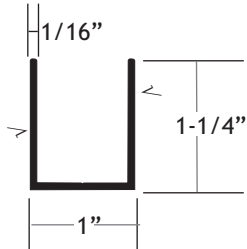
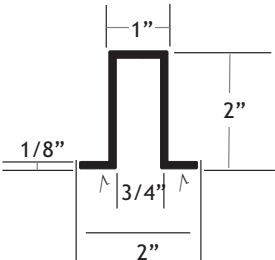
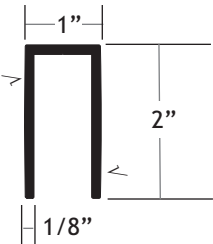
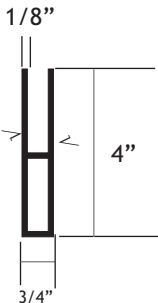
Channels

Part # 110691*	Part # 110251	Part # 110024
 <p data-bbox="178 745 552 787">1-1/8" x 1/4" Channel W/Legs</p>	 <p data-bbox="706 745 917 787">5/16" Shoe Filler</p>	 <p data-bbox="1088 745 1421 787">7/16" x 3/8" Edge Molding</p>
Part # 110577	Part # 110650	Part # 110022
 <p data-bbox="178 1249 552 1291">3/8" x 1/2" Showcase Molding</p>	 <p data-bbox="690 1249 933 1291">3/8" Glass Channel</p>	 <p data-bbox="1079 1249 1437 1291">5/8" x 9/16" Single Channel</p>
Part # 110026	Part # 110080	Part # 110162
 <p data-bbox="186 1743 544 1785">7/16" x 9/16" Edge Molding</p>	 <p data-bbox="657 1743 966 1785">1" x 3/4" Top U Channel</p>	 <p data-bbox="1079 1743 1429 1785">1-3/16" x 3/4" Top Channel</p>

Notes: • * Part #110691 is a U Channel with returns.

√ = finished surface
Drawings are not to scale

Channels

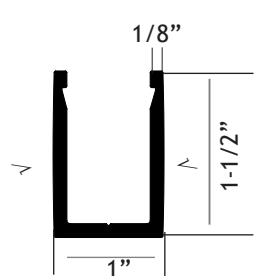

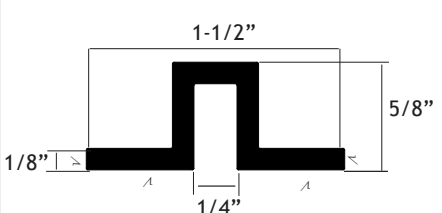
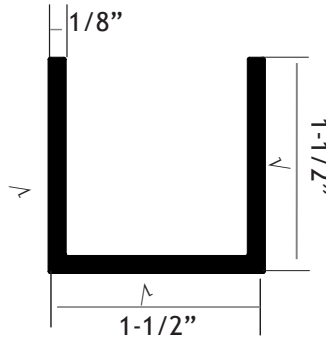
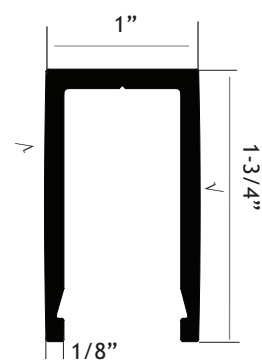
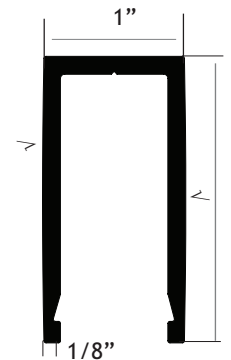
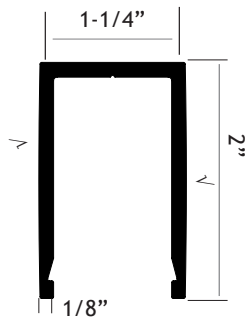
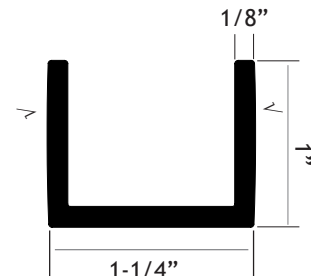
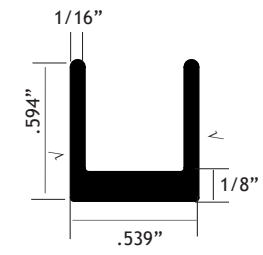
Part # 110683**	Part # 110757	Part # 110023
 <p>1-23/32" x 3/4" Channel</p>	 <p>3/4" U Channel</p>	 <p>5/8" x 13/16" Single Channel</p>
Part # 110361	Part # 110461	Part # 170008
 <p>1" x 1" Bottom Channel</p>	 <p>2" x 1" Channel</p>	 <p>1" x 1-1/4" Wall Jamb</p>
Part # 110359*	Part# 110360	Part # 110413
 <p>1" x 2" Top Channel with Legs</p>	 <p>1" x 2" Top Channel</p>	 <p>3/4" x 4" Channel</p>

Notes:

- * Part #110359 is a U Channel with returns.
- ** Part #110683 stock length is 120"

√ = finished surface
 Drawings are not to scale

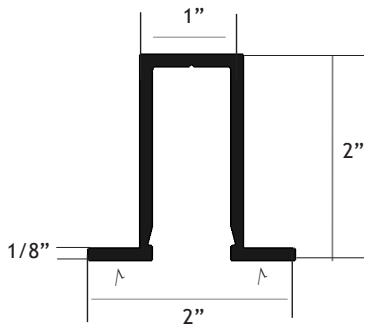
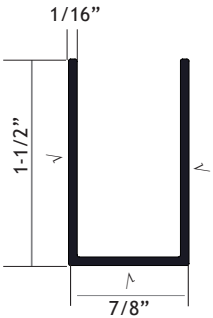
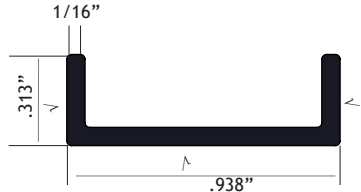
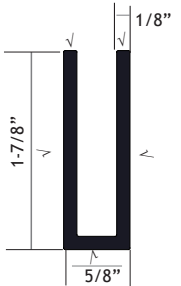
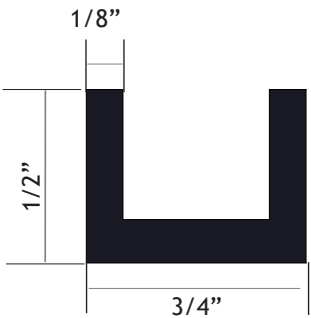
Channels

Part # 111072*** w/ groove	Part # 111033	Part # 111053*
 <p>1" x 1-1/2" U Channel with groove</p>	 <p>1" x 1/4" U Channel</p>	 <p>1-1/2" x 5/8" Hat Header</p>
Part # 110984	Part # 111010*** w/ groove	Part # 111013*** w/ groove
 <p>1-1/2" x 1-1/2" U Channel</p>	 <p>1" x 1-3/4" U Channel w/ Groove</p>	 <p>1" x 2" Channel w/Groove</p>
Part # 111089*** w/groove	Part# 111091	Part # 110730
 <p>1-1/4" x 2" Channel w/Groove</p>	 <p>1-1/4" x 1" Top Channel</p>	 <p>.539" x .594" Channel</p>

- Notes:**
- * Part #111053 is a U Channel with returns.
 - *** Part #111010, #111013, #111072 & #111089 are U Channels with grooves.

√ = finished surface
 Drawings are not to scale

Channels

Part # 111012*	Part # 110750	Part # 110760
 <p>2" x 2" Channel with Groove & Leg</p>	 <p>7/8" x 1-1/2" U Channel</p>	 <p>.938" x .313" U Channel</p>
Part # 110962**	Part # 110981	
 <p>5/8" x 1-7/8" Channel</p>	 <p>3/4" x 1/2" Channel</p>	

Notes: • * Part #111012 is a U Channel with returns & grooves.
 • ** Part 110962 stock length is 120".

√ = finished surface
 Drawings are not to scale

Flat Bars

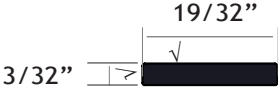
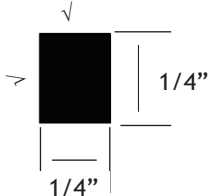
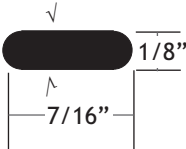
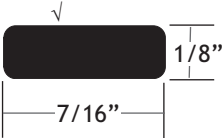
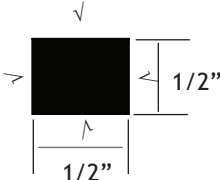
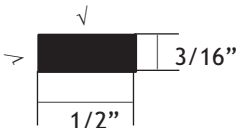
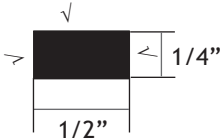
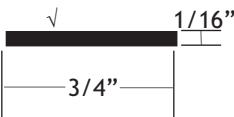
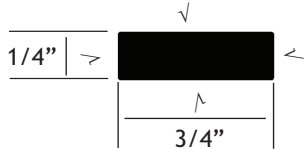
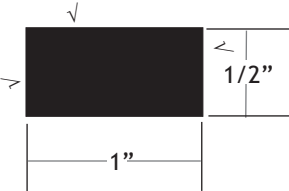
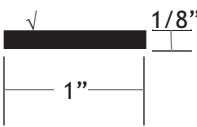



PART #	A - LENGTH	B - LENGTH
111037	19/32"	3/32"
110810	1/4"	1/4"
110391	7/16"	1/8"
110398	7/16"	1/8"
110689	1/2"	1/2"
110693	1/2"	3/16"
110665	1/2"	1/4"
110099	3/4"	1/16"
110788	3/4"	1/4"
110050	1"	1/2"
110166	1"	1/8"
110648	1"	1"
110709	1-11/32"	1/2"
110538	1-21/32"	1/8"
110171	1-1/4"	3/32"
111029	1-1/4"	1/8"
111025	1-1/4"	3/16"
111078	1-1/4"	3/4"
110787	1-1/2"	1/8"

PART #	A - LENGTH	B - Length
110926	1-1/2"	1-1/2"
111040	1-3/4"	1/2"
110051	2"	1/2"
111095	2"	1/8"
111061	2-1/2"	.070
111073	2-1/2"	1/2"
110419	3"	1/8"
150012**	3-1/8"	3/32"
110229	3-1/2"	1/8"
111024 (.145 crown)	3-7/8"	1/8"
111026	3-7/8"	1/8"
111050	5"	1/8"
111051	5-3/4"	1/8"
111038	6-29/64"	1/2"
110655*	6-1/2"	1/4"
110305**	7"	.070"
110987	7"	.070"

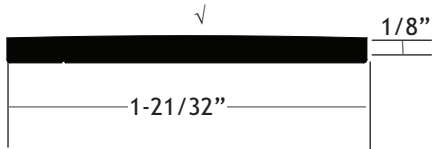
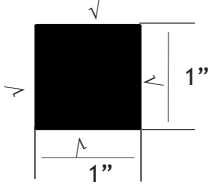
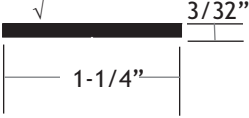

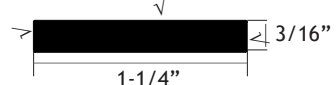
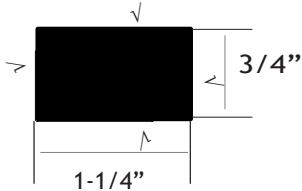
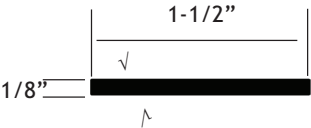
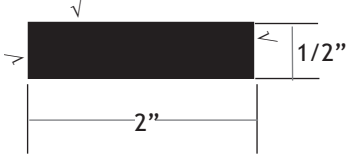
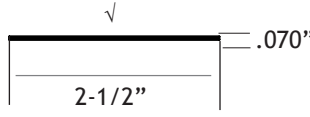
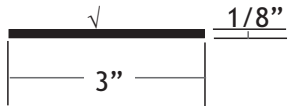
- Notes:**
- See following pages for specific profile information
 - * Part #110655 stock length is 120"
 - ** Part #150012 & #110305 stock length is 96"

Flat Bars

<p>Part # 111037</p>	<p>Part # 110810</p>	<p>Part # 110391</p>
		
<p>Part # 110398</p>	<p>Part # 110689</p>	<p>Part # 110693</p>
		
<p>Part # 110665</p>	<p>Part # 110099</p>	<p>Part # 110788</p>
		
<p>Part # 110050</p>	<p>Part # 110166</p>	<p>Part # 110709</p>
		

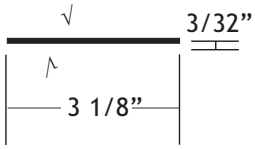
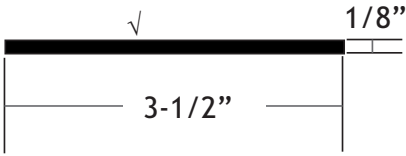
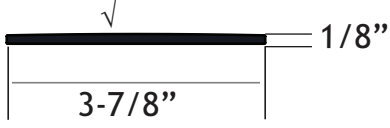
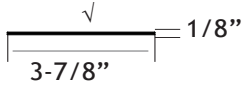
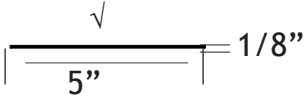
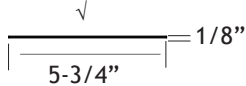
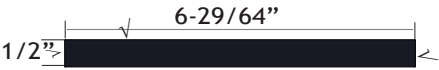
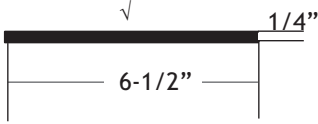
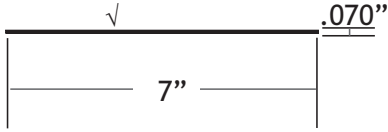
√ = finished surface
 Drawings are not to scale

Flat Bars

<p>Part # 110538 (.010 crown on surface opposite groove)</p> 	<p>Part # 110648</p> 	
<p>Part # 110171</p> 	<p>Part # 111029</p> 	<p>Part # 111025</p> 
<p>Part # 111078</p> 	<p>Part # 110787</p> 	<p>Part # 110051</p> 
<p>Part # 111061</p> 	<p>Part # 110419</p> 	

√ = finished surface
 Drawings are not to scale

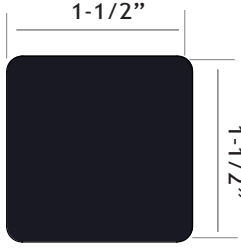

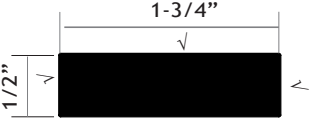


Flat Bars

<p>Part # 150012**</p> 	<p>Part # 110229</p> 	<p>Part # 111024 (.145 crown)</p> 
<p>Part # 111026</p> 	<p>Part # 111050</p> 	<p>Part # 111051</p> 
<p>Part # 111038</p> 	<p>Part # 110655*</p> 	<p>Part # 110305**</p> 

- Notes:**
- *Part #110655 stock length is 120".
 - **Part #110305 & 150012 stock length is 96".

√ = finished surface
 Drawings are not to scale

Flat Bars

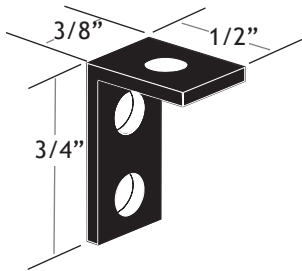
<p>Part # 110926</p> 	<p>Part # 110987</p> 	
<p>Part # 111040</p> 	<p>Part # 111095</p> 	<p>Part # 111073</p> 

√ = finished surface
 Drawings are not to scale

Bracket Hardware

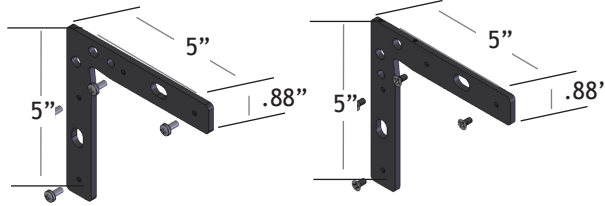
Part # 510089

Steel Mounting Bracket Assembly
Designed for mounting #110107 and 110192 to wood end of a showcase or cabinet. Includes two brackets and screws.



Part # 510238

Steel Miter Bracket and Screws
Designed to discreetly secure 90° mitered corners for extrusion #110153. Assembly #510237 works with extrusion #110196.

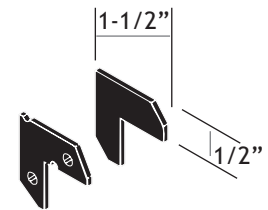


Part # 510237

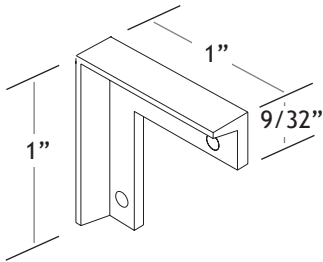
Part # 510238

Part # 510246

Steel Wedge Bracket Assembly
Used to secure 90° mitered corners for Part #s 110198, 110300, 110403. Includes four brackets, backplates and screws.

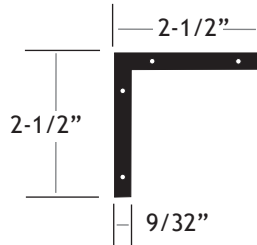


Part # 520005
Bracket Assembly
for Mirror Frames

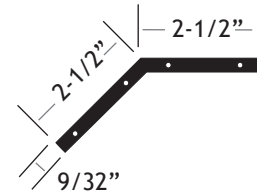


Steel Miter Bracket for Reflector Shells

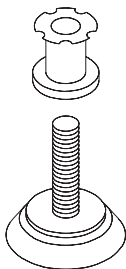
Part # 510126
For 90° shell



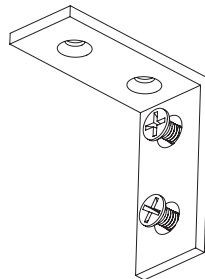
Part # 510127
For 135° shell



Part # 570003
Leveler Assembly
Used to assure easy adjustability.

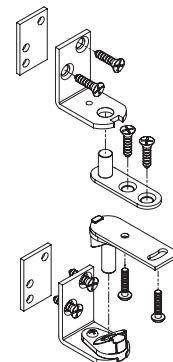


Part # 570004
Angle Bracket
Used to attach panels to posts. Anodized to match.



Part # 570013

Pivot Hinge Assembly
Gravity hinge for door panels not exceeding 35 pounds. Brass plated.



√ = finished surface
Drawings are not to scale

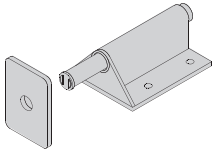
Locks and Latches

Stylmark provides a Kenstan K-41 chrome finish lock as a standard component. Stylmark provides fabrication for Best lock 2S & 4S series. Stylmark shoe #110350 is designed to accommodate the Best 4S series lock. Best Locks not supplied by Stylmark.

Part # 510245

Push Latch

This magnetic push latch is an alternate to the 510349 latch.



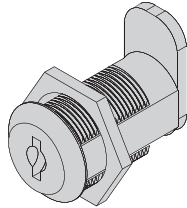
Part # 510199-01

Chrome Cam Lock

Used with 110153 hinged door frame extrusion. 7/8" cam length, key retaining. Includes 2 keys. (Kenstan CLD03-type)

Part # 510199-02

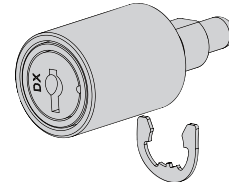
same as aboved except includes 6 keys



Part # 511040

Chrome Plunger Lock

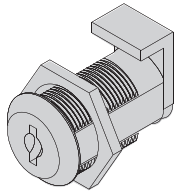
Used with 110012 & 110067 rolling door shoe extrusions. Through-the-track plunger, key retaining. Includes 2 keys. (Kenstan PLD49-type)



Part # 510269

'L' Cam Lock

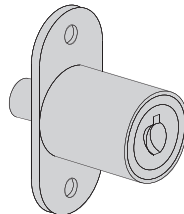
Used with #710000 Series Showcase side hinged door. 5/8" cam w/ 1/2" L-bend, key retaining. Includes 2 keys. (Kenstan CLD03-type).



Part # 510808

Chrome Plunger Lock

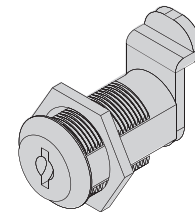
Used with 110140, 110350 & 110412 rolling door shoe extrusions. 3/8" length plunger, key retaining. Includes 2 keys. (Kenstan PLD40-type)



Part # 510249

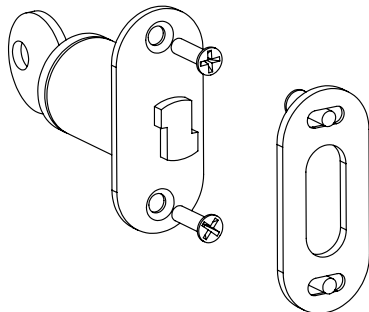
Offset Cam Lock

Used with #710000 Series Showcase top or bottom hinged door. 7/8" cam w/ 1/4" offset, key retaining. Includes 2 keys. (Kenstan CLD03-type).



Part # 530024

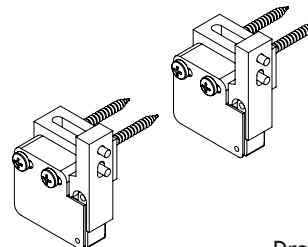
T-Bolt Plunger Lock



Part # 510349

Push Latch

This mechanical push latch is used with hinged door or transparency frames. (2 per kit)



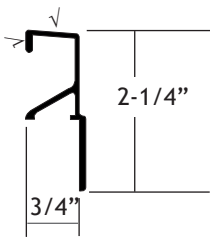
√ = finished surface
Drawings are not to scale

Drawings are not to scale

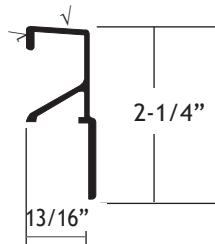
Pulls

Stylmark's door and drawer pulls are available in 12 foot stock lengths that can be fabricated to any length. Many styles are available in pre-cut sizes—edges on these are finished because they're anodized after fabrication. A cut size of 3-3/4" includes two counter sunk holes for easy installation.

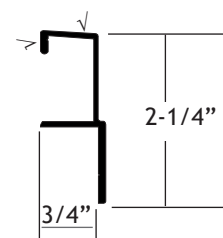
Part # 110104: 12'
Part # 410101: 3-3/4" Pre-Fabricated
 4° Slant Top Pull for 3/4" Drawer



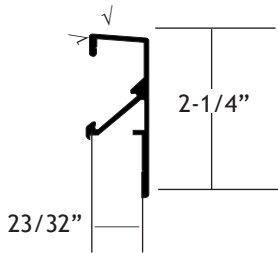
Part # 110105: 12'
Part # 410103: 3-3/4" Pre-Fabricated
 4° Slant Top Pull for
 13/16" Drawer



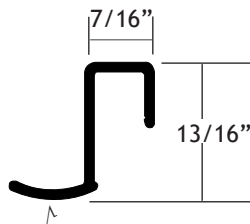
Part # 110108: 12'
Part # 410114:
 3-3/4" Pre-Fabricated
 4° Slope Pull for 3/4" Drawer



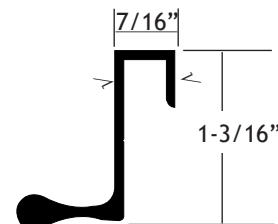
Part # 110111: 12'
Part # 410123: 3-3/4" Pre-Fabricated
 Drawer Pull with Label Holder



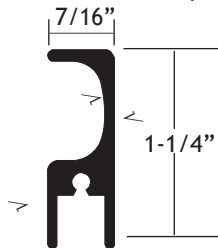
Part # 110027: 12'
Part # 410001: 2-3/4"
 Pre-Fabricated Edge Pull
 for use with 1/4" panels that accept
 #119000 series glazing vinyl.



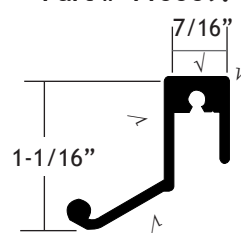
Part # 110029: 12'
Part # 410002: 2-3/4"
 Pre-Fabricated Edge Pull
 for use with 1/4" panels that
 accept #119000 series glazing vinyl.



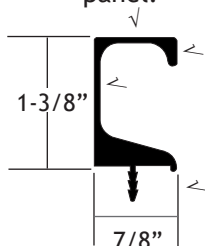
Part # 110028: 12'



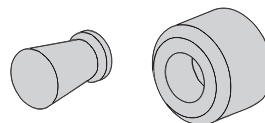
Part # 110069: 12'



Part # 110258: 12'
 Can be easily and securely installed
 into a groove on the edge of a
 panel.



Part # 510016:
 Finger pull kit comes with two pulls, one
 bumper and screws. A bumper prevents the
 pull from striking the opposite door. Available
 in satin natural and satin black finishes.



√ = finished surface
 Drawings are not to scale

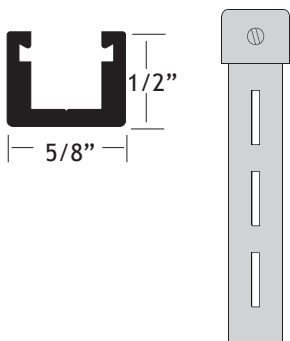
Shelf Standards and Brackets

Aluminum Light Duty Standards and Brackets

Stylmark aluminum light duty standards and brackets are anodized to the same color and finish as other showcase components. They can also be ordered in complementary colors for contrast.

Part # 450010*

Showcase Standard
Has slotting for conventional brackets. Slots measure 9/16" x 3/32" and are 1" on center.



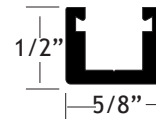
Part # 450022*

Showcase Standard Support
This insert for #450010 adds support and gives the standard a finished look.



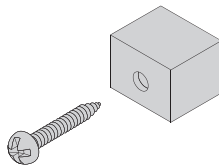
Part # 450013*

Wall Standard
Used for designs requiring wall mounted standards. Comes with pre-drilled and countersunk holes every six inches.



Part # 550007

Foot and Cap Assembly
Used to fasten a standard at the top and bottom of the showcase. Gray plastic.

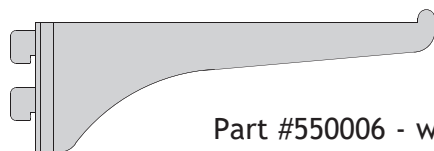


Part # 550006: Shelf Bracket

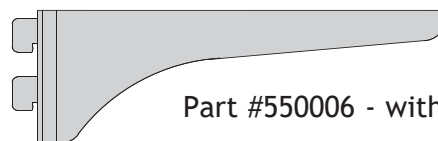
This aluminum shelf bracket is typically used with 1/4" glass shelving. It is available in 6", 8", 10", 12", 14" and 16" depths, with or without a lip.
(Non-buffed or brush finishes only)

#550006 Shelf Bracket With Lip	
Part # 550006-01	6"
Part # 550006-02	8"
Part # 550006-03	10"
Part # 550006-04	12"
Part # 550006-05	14"
Part # 550006-06	16"

#550006 Shelf Bracket Without Lip	
Part # 550006-07	6"
Part # 550006-08	8"
Part # 550006-09	10"
Part # 550006-10	12"
Part # 550006-11	14"
Part # 550006-12	16"



Part #550006 - with lip



Part #550006 - without lip

Notes: • *Part numbers #450010, 450022 and 450013 can be ordered as 12ft stock length or fabricated to length

Shelf Standards and Brackets

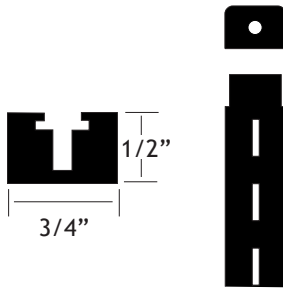
Aluminum Heavy Duty Standards and Brackets

Stylmark's heavy duty aluminum standards with tubular brackets are as durable as steel showcase standards and brackets, but offer the added feature of color and finish options.

Part # 450020*

Heavy Duty Standard

This standard is machined at the top and bottom to accept the #550007 foot and cap assembly. Slots measure 9/16" x 3/32" and are 1" on center.



Part # 450021*

Standard Insert

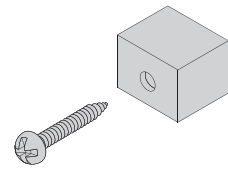
This insert for #450020 adds support and gives the standard a finished look.



Part # 550007

Foot and Cap Assembly


Used to fasten a standard at the top and bottom of the showcase. Gray plastic.



Part # 550010

Heavy Duty Tubular Bracket

Our heavy duty tubular bracket adds a contemporary look with the ability of supporting 3/8" to 1/2" thick glass shelves with ease. It is available in 6", 8", 10", 12", 14" and 16" depths. (Buffed or brushed finishes only)



Heavy Duty Tubular Brackets

#550010 brackets are available in six sizes:

Part # 550010-01	6"
Part # 550010-02	8"
Part # 550010-03	10"
Part # 550010-04	12"
Part # 550010-05	14"
Part # 550010-06	16"

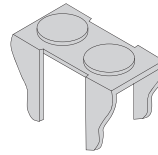
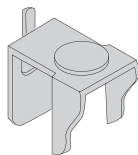
Steel Shelf Clips

These shelf clips are designed with rubber grommets to cushion the glass resting on our tubular brackets.

Available in chrome finish only.

Part #550011: End Clip

Part #550012: Center Clip



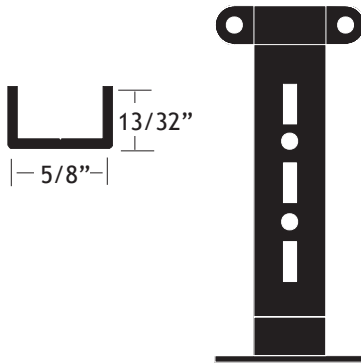
Notes: • *Part numbers #450020 and 450021 can be ordered as 12ft stock length or fabricated to length

Shelf Standards and Brackets

Steel Standards and Brackets

When your design requires extra strength, these Knappe and Vogt (K.V.) steel standards and brackets provide the support you need. These components have an anachrome finish and are not compatible with aluminum standards or brackets.

Steel Standard
Part # 232023: 36"
Part # 232028: 96"
 K.V. steel showcase standards have slotting for conventional brackets.

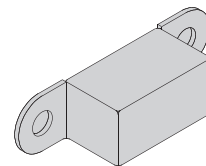


Steel Shelf Clips
 These shelf clips are designed with rubber grommets to cushion the glass resting on our shelf brackets.
 Available in chrome finish only.
Part #550013: End Clip **Part #550014:** Center Clip

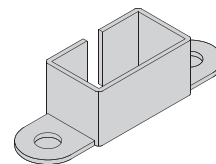


Part # 550009
Cap Assembly
 Attaches standard at top of showcase.

Brackets	
K.V. steel brackets are available in six sizes:	
Part # 232006	6"
Part # 232008	8"
Part # 232010	10"
Part # 232012	12"
Part # 232014	14"
Part # 232016	16"

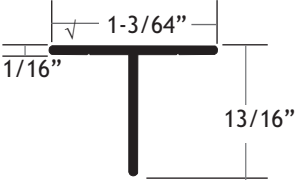
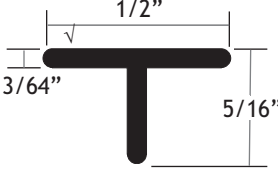
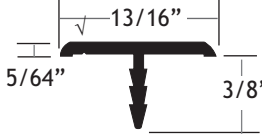
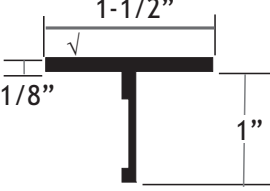
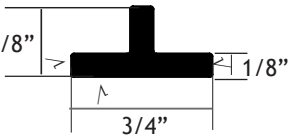

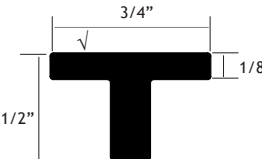
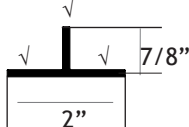


Part # 550008
Foot Assembly
 Attaches standard at bottom of showcase.



√ = finished surface
 Drawings are not to scale

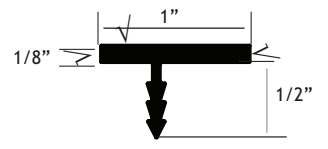
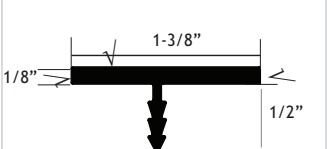
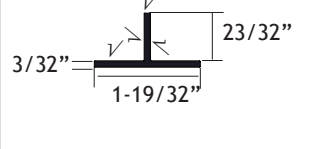
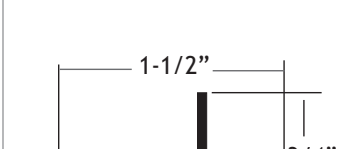
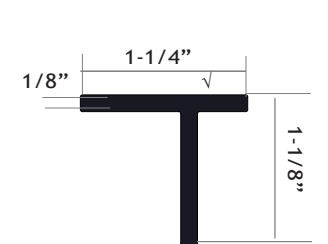

Tees

Part # 110018	Part # 110065	Part # 110093	Part # 110298
			
Part # 110959	Part # 110734*	Part # 110735*	Part # 110995
			

Notes: • *Part #110735 stock length is 120”.

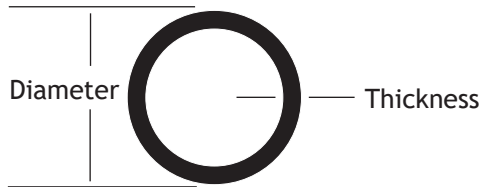
√ = finished surface
Drawings are not to scale

Tees

Part # 111027	Part # 111028	Part # 111036	Part # 150014
			
Part # 110975	Part # 180063		
			

√ = finished surface
 Drawings are not to scale

Tubes - Round

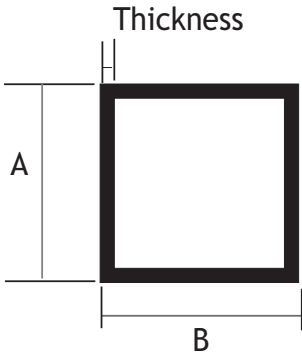


Part #	Diameter	Thickness
110087	1/2"	3/64"
110348	29/32"	3/64"
110423	1/2"	5/64"
111018	5/8"	.063
110863	1-1/4"	1/16"
180055	3/8"	1/16"
180127	0.448"	0.162"

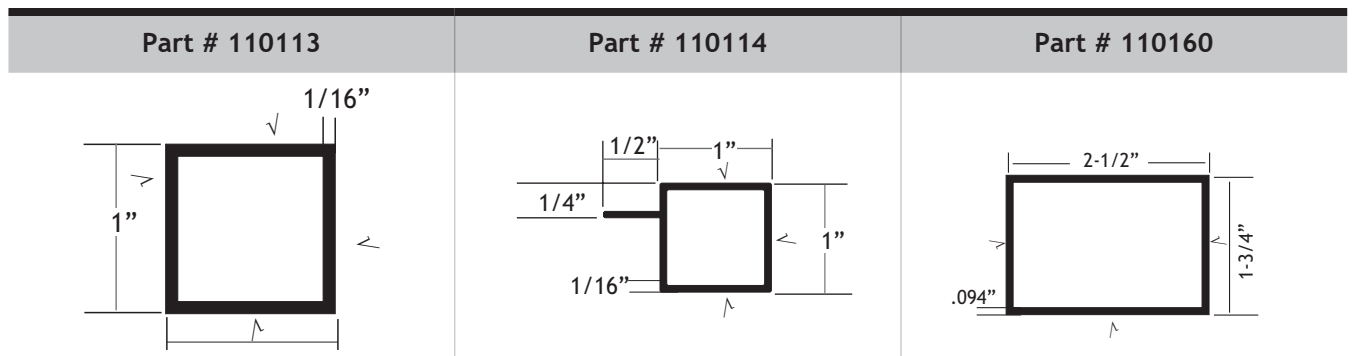
Rods

Part #	Diameter
110560	3/4"
110563	2"
111059	.312
110706	1-1/8"

Tubes - Square & Rectangular

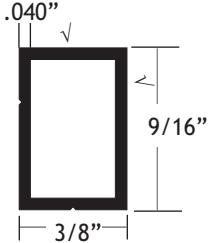
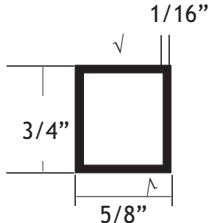
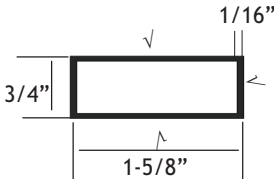
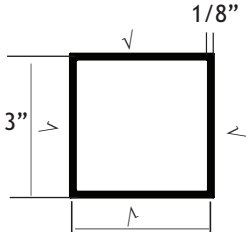
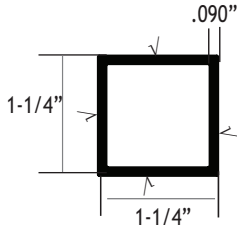
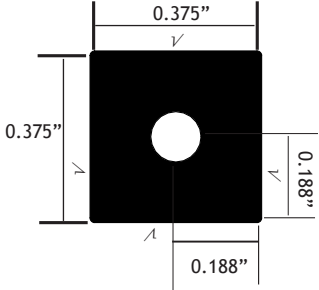
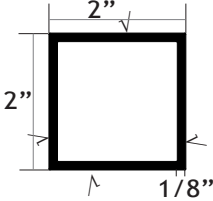
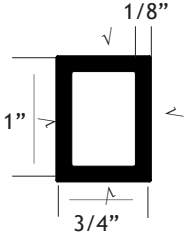
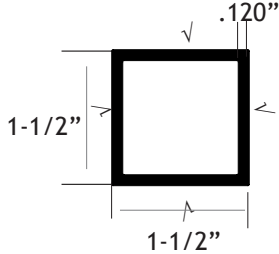
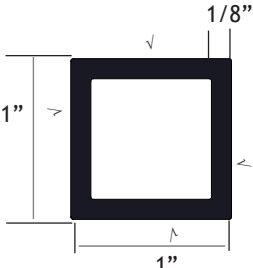


PART #	A - LENGTH	B - LENGTH	THICKNESS
110113	1"	1"	1/16"
110114	1"	1"	1/16"
110160	1-3/4"	2-1/2"	.094"
110573	9/16"	3/8"	.040"
110705*	3/4"	5/8"	1/16"
110731	3/4"	1-5/8"	1/16"
110747	3"	3"	1/8"
110950	1-1/4"	1-1/4"	.090"
111046	0.375"	0.375"	N/A
110641	2"	2"	1/8"
111058	1"	3/4"	1/8"
111083	1-1/2"	1-1/2"	.120"
110789	1"	1"	1/8"



√ = finished surface
 Drawings are not to scale

Tubes - Square & Rectangular

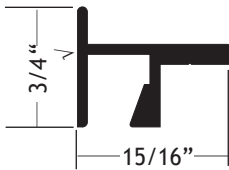
Part # 110573	Part # 110705*	Part # 110731
		
Part # 110747	Part # 110950	Part # 111046
		
Part # 110641	Part # 111058	Part # 111083
		
Part # 110789		
		

Notes: • *Part #110705 stock length is 96”.

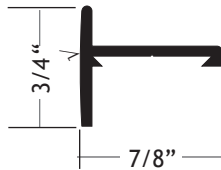
√ = finished surface
Drawings are not to scale

Miscellaneous

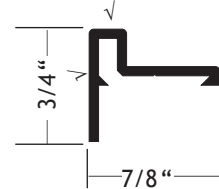
Part # 110107
Front Frame



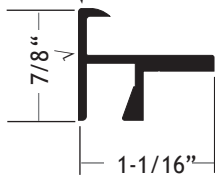
Part # 110127
Top Front Frame



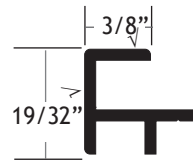
Part # 110137
Cover Tee with
.25 Return



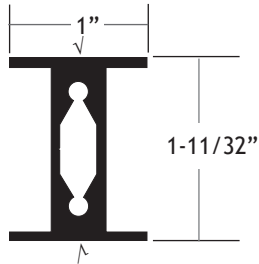
Part # 110192
Front Frame
with Lip



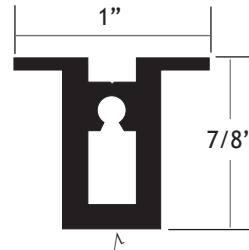
Part # 110228
Front Frame Molding



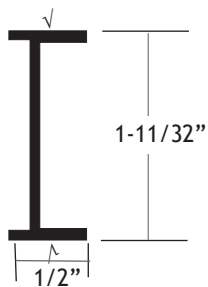
Part # 110106
Mullion



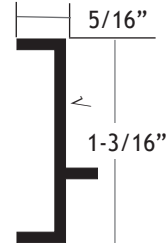
Part # 110220
Face Frame Mullion



Part # 110061
Jamb



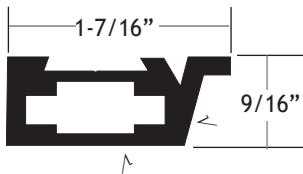
Part # 110216
Door Stop Jamb



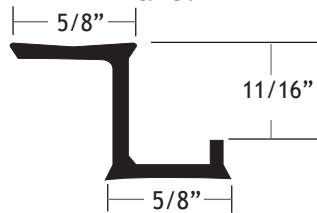
√ = finished surface
Drawings are not to scale

Miscellaneous

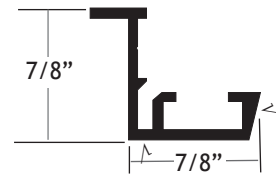
Part # 110196
Transparency Frame



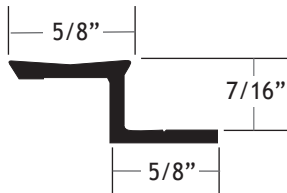
Part # 110197
Z-Strip for 1/2" of 3/8" Panel



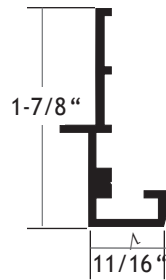
Part # 110198
Face Frame



Part # 110268
Z-Strip for 1/4" Panel



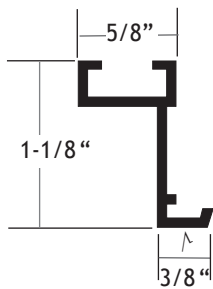
Part # 110300
Extended Face Frame



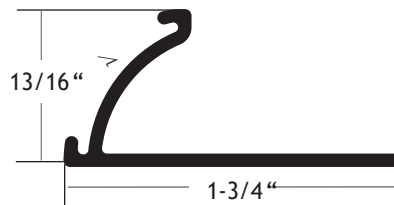
Part # 110346
Frame Clip



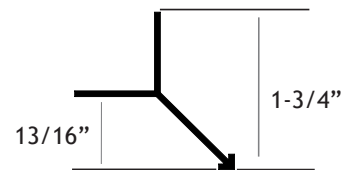
Part # 110403
3/8" Face Frame



Part # 110674
Shelf Sign



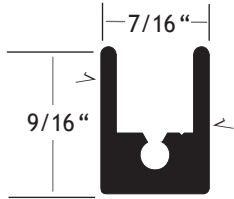
Part # 110993
Outside Corner 90°



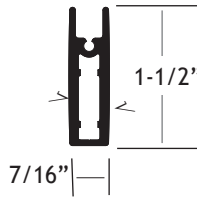
√ = finished surface
Drawings are not to scale

Miscellaneous

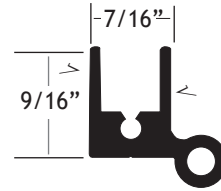
Part # 110026
Edge Molding



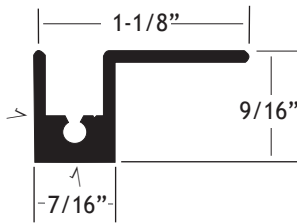
Part # 110153
Heavy Duty Molding



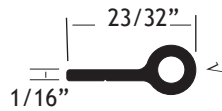
Part # 110156
Hinge Molding



Part # 110341
Edge Molding
with Leg



Part # 110164
Hinge Plate



Part # 110204
Heavy Duty
Hinge Plate



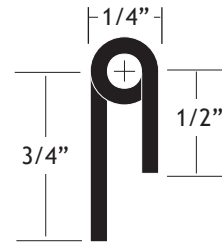
1" Piano Hinge****
With Holes: **Part #419020**
Without Holes: **Part #224007**



1-1/2" Piano Hinge****
With Holes: **Part #224008**
Without Holes: **Part #224009**



1-1/4" Piano Hinge****
With Unequal Legs
Without Holes: **Part #310351**

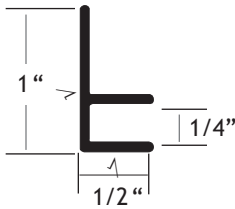


√ = finished surface
Drawings are not to scale

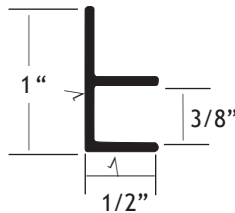
Notes: • ****Stock length for piano hinges is 96".

Miscellaneous

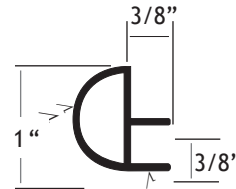
Part # 110394
1/4" Glass Shelf Edging



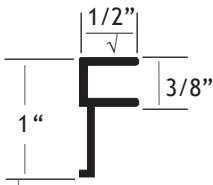
Part # 110395
3/8" Glass Shelf Edging



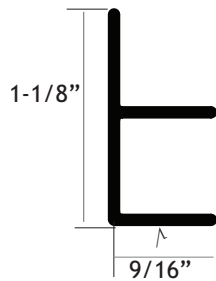
Part # 110432
1" Diameter Half Round
w/ 3/8" Channel



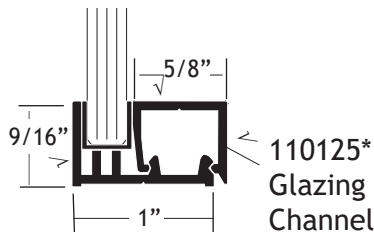
Part # 110119
Security Channel



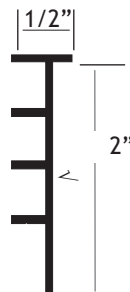
Part # 110372
Single Channel
with Leg Extension



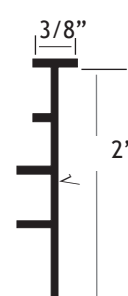
Part # 110124**
Base Channel



Part # 110122
Top and Side Glass
Support



Part # 110195
Security Top & Side
Glass Support



Notes: • **Part number 110124 uses #119004 glazing vinyl.

√ = finished surface
Drawings are not to scale

Miscellaneous

Part # 119001
3/16" Black Vinyl Glazing Tape



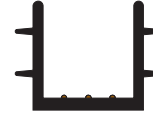
Use with glass from
.182 - .199 inches thick.
No ribs inside
bottom of tape.
(comes in 250 ft. coil)

Part # 119003-01
7/32" Black Vinyl Glazing Tape
Part # 119003-02
7/32" Grey Vinyl Glazing Tape



Use with glass from
.216 - .233 inches thick.
Two ribs inside
bottom of tape.
(comes in 250 ft. coil)

Part # 119004
1/4" Black Vinyl Glazing Tape

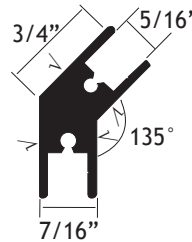


Use with glass from
.233 - .250 inches thick.
Three ribs inside
bottom of tape.
(comes in 250 ft. coil)

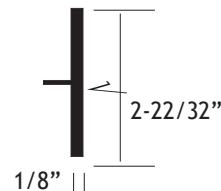
Felt Tape

Part #	Diameter
226010-01 (Grey)	3/4" x 1/16" x 132"
226010-02 (Brown)	3/4" x 1/16" x 132"
226010-03 (Beige)	3/4" x 1/16" x 132"
226011-01 (Grey)	1-3/4" x 1/16" x 84"
226011-03 (Beige)	1-3/4" x 1/16" x 84"
226012-01 (Grey)	1-3/16" x 1/16" x 84"
226012-02 (Brown)	1-3/16" x 1/16" x 84"
226012-03 (Beige)	1-3/16" x 1/16" x 84"
226027-01 (Grey)	9/16" x 1/16" x 96"

Part # 110181
135° Molding



Part # 110426
Glass End Stock Endcap



√ = finished surface
Drawings are not to scale